

RETAIL MARKET AT A GLANCE

Summary

Rice

The retail prices of nadu, raw red and raw white have decreased. However, the highest price increase of Rs.13.00/kg was recorded for imported samba. Compared to the same period of last year, the highest price increase of 30% was recorded for keeri samba while the highest price decrease of 3% was recorded for raw red.

(Page No.01)

Other Field Crops

The retail prices of imported red onion, dried chilies, Nuwara Eliya potato, green gram and white cowpea have increased while the prices of imported big onion, imported potato, red cowpea and red dhal have decreased. However, compared to the same period of last year, highest price increase of 60% was recorded for imported dried chilies.

(Page No.02-03)

Vegetables

The retail prices of most of the up country vegetable varieties have increased. The highest price increase was reported for leeks by Rs.79.00/kg while the price of beans has decreased by Rs.62.00/kg. Further, price of most of the low-country vegetables have decreased and the highest price decrease was reported for ash plantain by Rs.40.00/kg. However, compared to the same period of last year, retail prices of most of the vegetables have increased with a highest price increase of 40% reported for luffa.

(Page No.03-05)

Fruits

In line with the increased wholesale prices, retail prices of most of the fruits have also increased. Accordingly, highest price increase of Rs.158.00/kg was reported for vilad mango while the price of avocado has decreased by Rs.57.00/kg. Further, compared to the same period of last year, current prices of most of the fruits have increased and the highest price increase of 47% was reported for passionfruit.

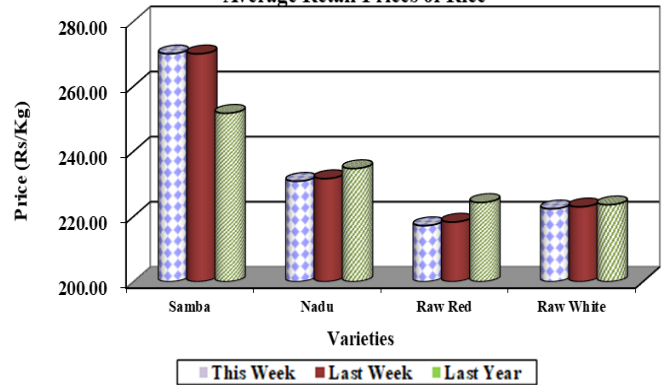
(Page No.05-06)

Fish

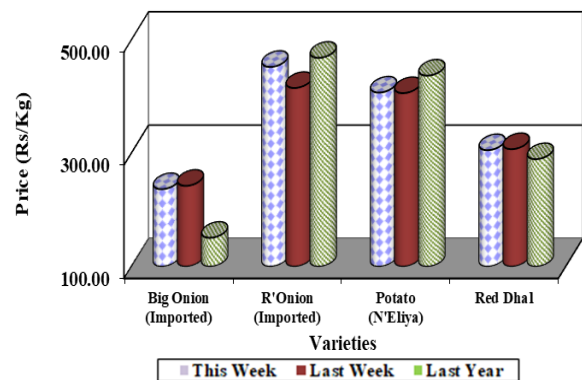
The retail prices of all fish varieties except hurulla, balaya and thora have increased. The highest price increase was reported for shrimps by Rs.367.00/kg while the highest price decrease was reported for balaya by Rs.73.00/kg. Compared to the same period of last year, the retail prices of all fish varieties except for balaya and thora have increased in the range of 1%-15%. Further, highest price increase of 15% was recorded for shrimps.

(Page No.06)

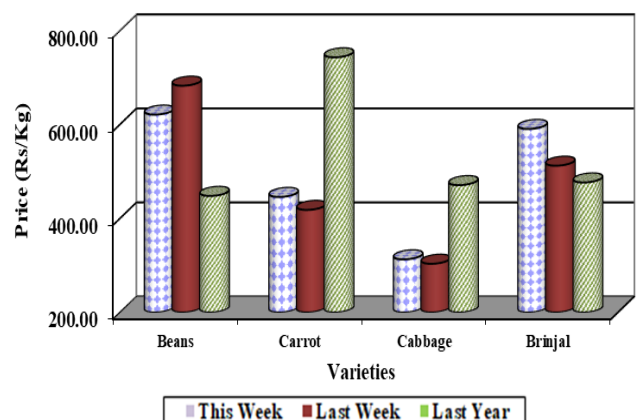
Average Retail Prices of Rice



Average Retail Prices of Other Field Crops



Average Retail Prices of Vegetables



Rice

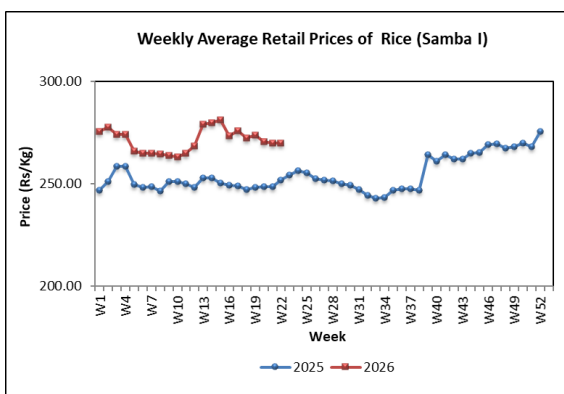
Wholesale

Prices of samba, nadu grade I and raw red, raw white have decreased by 2% due to availability of low-quality stocks at the market. Prices reported in the range of Rs.235.00-245.00/kg, Rs.200.00 -205.00/kg, Rs.175.00-185.00 and Rs.185.00-195.00/kg respectively.

Compared to the same period of last year, the highest price increase of 18% recorded for keeri samba and the highest price decrease of 15% recorded for raw red.

Retail

Prices of nadu, raw red and raw white have decreased. There is no any price change was observed for samba and keeri samba. The highest price increase of Rs.13.00/kg was recorded for imported samba.



Compared to the same period of the last year, the highest price increase of 30% was recorded for keeri samba while the highest

price decrease of 3% was recorded for raw red.

Paddy

The average farm-gate prices of major paddy varieties have decreased slightly in several key producing areas. Accordingly, the average farm-gate price of short-grain paddy declined by Rs.5.00 per kilogram in the Kalawewa area and by Rs.2.00/kg in the Polonnaruwa area. The price of short-grain paddy in the major producing areas was reported in the range of Rs.125.00-136.00 per kilogram. The average farm-gate price of keeri samba paddy decreased by Rs.2.00/kg in the Kalawewa area, with prices reported in the range of Rs.155.00-172.00 per kilogram.

Similarly, the average farm-gate price of long-grain white paddy decreased by Rs.2.00/kg in the Kalawewa area. The price of this variety was reported in the range of Rs.100.00-109.00 per kilogram across the major producing areas. Meanwhile, the average farm-gate price of long-grain red paddy decreased by Rs.4.00/kg in the Hambantota area, while it increased by Rs.3.00 per kilogram in the Embilipitiya area. The price of long-grain red paddy was reported in the range of Rs.90.00-100.00 per kilogram.

Compared with the corresponding period of the previous year, the farm-gate prices of all major paddy varieties, except keeri samba, have declined. Accordingly, the prices of short-grain paddy fell by 1%-13%, while the prices of long-grain white and long-grain red paddy fell by 20%-29%. However, the farm-gate price of keeri samba paddy increased by 9%-21%.

Dried Chilies

Wholesale

The price of imported dried chilies has increased by 9% due to unavailability of sufficient stocks and price ranged Rs.1000.00-1050.00/kg,

Compared to the same period of last year, current wholesale price of imported dried chili has increased by 96%.

Retail

Price of imported dried chilies has increased by Rs.63.00/kg due to low supply of stocks at the market and price ranged Rs.1100.00-1400.00/kg.

Compared to the same period of the last year, current retail price of imported dried chilies has increased by 60%.

Onion

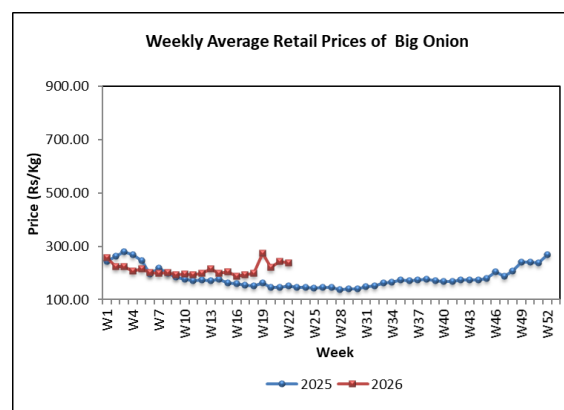
Wholesale

Price of imported red onion has increased by 13% due to unavailability of sufficient stocks and price ranged Rs.280.00-370.00/kg, Price of imported big onion has decreased 5% and price ranged Rs.150.00-185.00/kg.

Compared to same period of last year current wholesale price of imported red onion has decrease by 7% while imported big onion have increased by 78% respectively.

Retail

Price of imported red onions has increased of Rs.37.00/kg. Price of imported big onions has decreased of Rs.6.00/kg.



Compared to the same period of the last year highest price increase of 57% was recorded for imported big onions and highest price decrease of 3% was recorded for imported red onions.

Potato

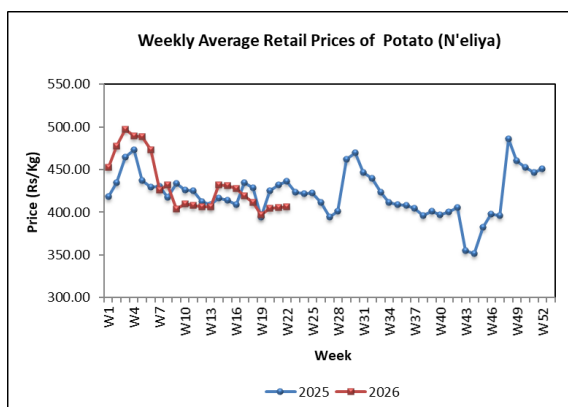
Wholesale

The Price of Nuwara Eliya potato has increased by 15% due to unavailability of sufficient stocks and price ranged Rs.290.00-320.00/kg. Price of imported potato has decreased by 3% and price ranged Rs.150.00-170.00/kg respectively.

Compared to the same period of last year, current wholesale price of Nuwara Eliya and imported potatoes have decreased by 10% and 1% respectively.

Retail

Price of imported potatoes has decreased by Rs.6.00/kg and price of Nuwara Eliya potatoes has increased of Rs.1.00/kg.



Compared to the same period of the last year, highest price decreased of 7% was recorded for Nuwara Eliya potatoes.

Pulses

Wholesale

Price of white cowpea has increased by 2% and price ranged Rs.700.00-800.00. Price of other pulses varieties have not changed significantly price ranged of Rs.235.00-250.00/kg was red dhal.

Compared to the same period of last year, the highest price increase of 12% was recorded for white cowpea.

Retail

Prices of green gram and white cowpea have increased. Prices of red cowpea and red dhal have decreased. The highest price increase of Rs.36.00/kg was recorded for white cowpea. The highest price decrease of Rs.8.00/kg was recorded for red cowpea.

Compared to the same period of the last year, price of white cowpea increased by 23%.

Vegetables

Wholesale

Prices of most of the up-country vegetables have increased further, with decreased supply from most of producing areas. However, the prices of most of the low country vegetables have decreased, with

increased supply from Marassana, Menikhinna and Hunnasgiriya in Kandy due to starting *Yala* harvest. According to the Wholesalers and field information, prices of those vegetables will decrease further during next couple of weeks.

Among the upcountry vegetable varieties, the highest price increase of 33% reported for knol khol, with decreased supply from Nuwara Eliya. Similarly, prices of carrot and leeks have also increased by 27%, due to decreased supply from Nuwara Eliya. However, the prices of beans have decreased by 30%, with increased supply from Balangoda, Welimada and Kandy.

Considering the low-country vegetables, the highest price decrease was reported for cucumber as 35%, due to increased supply from Kandy, Hettipola and Embilipitiya.

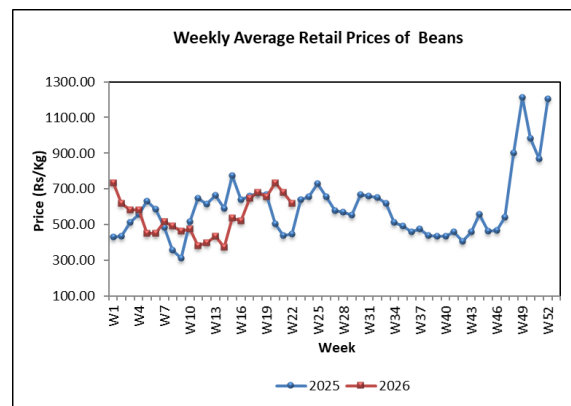
In addition, prices of ladies fingers have also decreased by 32% with increased supply from Balangoda, Kandy, Rajanganaya and Embilipitiya. While the prices of capsicum and long beans have decrease by 25% and 24% respectively, with increased supply from Ragala (capsicum) and Balangoda(long beans). Prices of other low country vegetables except for brinjals and bitter gourd have decreased in the range of 5%-20%. Prices of lime have increased by

16%, due to decrease supply from Monaragala area.

Compared to the same period of last year, the prices of most of the vegetables have increased, with the highest price increase of 126% reported for cucumber.

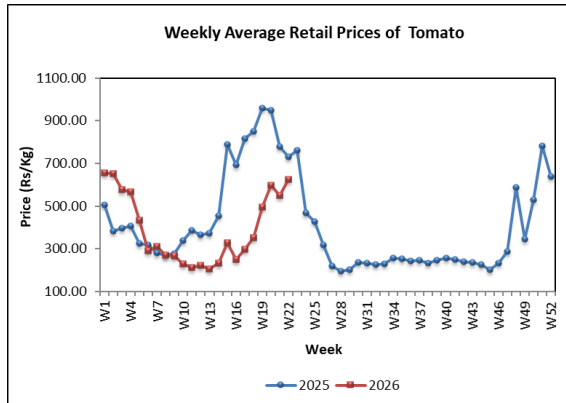
Retail

Prices of most of the up-country vegetable varieties have increased. The highest price increase was reported for leeks by Rs.79.00/kg while prices of tomato and beetroot have increased by Rs.76.00/kg and Rs.38.00/kg respectively. However, the price of beans has decreased by Rs.62.00/kg.



Prices of most of the low-country vegetable varieties have decreased. The highest price decrease was reported for ash plantain by Rs.40.00/kg and price of luffa has decreased by Rs.35.00/kg. However, the price of brinjal has increased by

Rs.78.00/kg. Also, the price of green chilies has increased by Rs.155.00/kg.



Compared to the same period of last year, prices of most of the vegetable varieties have increased with a highest price increase of 40% reported for luffa.

Coconut Wholesale

Prices of both large and small coconut have not changed. Price ranges were Rs.150.00-160.00 for a large nut and Rs.130.00-140.00 for a small nut.

Compared to the same period of last year, the current wholesale prices of both large and small nuts have decreased by 16%.

Retail

Prices of both large nuts and small nuts have decreased by around Rs.2.00/nut and Rs.1.00/nut respectively. Prices ranged Rs.160.00-190.00 for a large nut and Rs.140.00-150.00 for a small nut.

Compared to the same period of last year, the current retail prices of both large and small nuts have decreased by 18% and 25% respectively.

Fruits Wholesale

Prices of most of the fruit varieties have increased due to low supply to the market. The highest price increase of 36% was reported for vilad mango. Further, prices of ambul banana and papaw have increased by 33% and 31% respectively due to limited supply. Moreover, prices of wood apple and karthakolomban mango have increased by 26% and 23% respectively due to low supply. Furthermore, prices of all banana varieties have increased due to low supply from harvesting areas. Hence, prices of seeni banana, anamalu banana and kolikuttu banana have increased by 16%,14% and 12% respectively. However, price of passion fruit has decreased by 10% due to high supply.

Compared to the same period of last year, prices of most of the fruit varieties have increased and the highest price increase of 71% was noted for passion fruit.

Retail

In line with the increased wholesale prices, retail prices of most of the fruits have also increased. The highest price increase of Rs.158.00/kg was reported for vilad mango. Price of papaw and betti mango have increased by Rs. 25.00/kg and Rs.18.00/kg respectively. Also, prices of ambul banana and king coconut increased by Rs.15.00/kg and Rs.12.00/nut. However, the price of avocado has decreased by Rs. 57.00/kg.

Compared to the same period of last year, current prices of most of the fruits have increased and the highest price increase of 47% was reported for passion fruit.

Fresh Fish

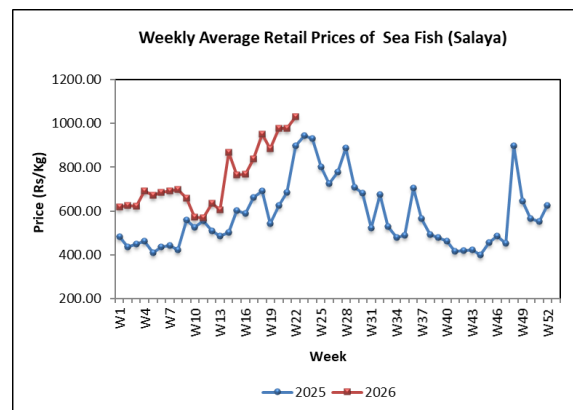
Wholesale

The wholesale prices of fish varieties have decreased, ranging from 1% to 36%. The highest price decrease of 36% was reported for salaya with a price range of Rs.400.00-500.00/kg. The second highest price decrease of 16% was reported for thalpath with a price range of Rs.2200.00-2400.00/kg. The price of shrimps has increased by 41% with a price range of Rs.1600.00-2400.00/kg.

Compared to the corresponding period of last year, the wholesale prices of most fish varieties have decreased, and the highest price decrease was reported for salaya (37%).

Retail

Prices of all fish species except hurulla balaya and thora have increased. The highest price increase was reported for shrimps by Rs.367.00/kg. While the prices of kelawalla and paraw have increases by Rs.333.00/kg and Rs.296.00/kg respectively. The highest price decrease was reported for balaya by Rs.73.00/kg.



Compared to the same period of last year, the retail prices of all fish species except for balaya and thora have increased in the range of 1%-15%. The highest price increase of 15% was recorded for shrimps.

Dried Fish

Wholesale

The prices of most local and imported dried fish varieties have increased, ranging from 7% to 68%. The highest price increase of 68% was reported for imported maduwa with a price range of Rs.1700.00-1800.00/kg. The second highest price increase of 19% was reported for imported sprats, with a price range of Rs.1000.00-1200.00/kg. Price of local anguluwa decreased by 14% with a price range of Rs.2000.00-2200.00/kg.

Compared to the corresponding period of last year, the wholesale prices of most dried fish varieties have increased, and the highest price increase was reported for imported sprats (65%).

Retail

Prices of most of the dried fish varieties have decreased. The highest price decrease was recorded for thora as Rs.355.00/kg. Prices of anguluwa and mora have also decreased by Rs.308.00/kg and Rs.64.00/kg respectively. While the price of balaya, has increased by Rs. 68.00/kg.

Compared to the same period last year, prices of all the dried fish varieties except salaya have increased in the range of 8%-

24%. The highest price increase was recorded for imported kattawa (24%).

Eggs

Wholesale

During this week, wholesale egg prices increased, with the price of a brown egg increasing by 8% and a white egg increasing by 7%. Accordingly, the price of a brown egg ranged from Rs.40.00-41.00 while the price of a white egg ranged from Rs. 37.00–39.00.

Compared to the same period of last year, egg prices have increased, with the price of both brown and white egg increasing by 23%.

Retail

Price of both brown eggs and white eggs have increased by about Rs.1.00/egg. Price ranged Rs. 41.00-42.00.00 for brown eggs and Rs. 38.00-41.00 for white eggs.

Compared to the same period in the previous year, retail prices of brown and white eggs have increased by 18% and 20% respectively.

Meat

Retail

Retail prices of all varieties except beef and mutton have decreased. The highest price decrease was reported for pork, at Rs.50.00/kg. The price of mutton has increased by Rs.200.00/kg.

Compared to the same period last year, prices of all meats have increased. The highest price increase was noted for pork at 38%.

NOTE

The Food Commodities Bulletin is a weekly publication containing information relating to wholesale and retail prices of selected food commodities in nine selected markets in and around Colombo and main markets in the major producing areas.

The information is analyzed and presented as prevailing prices, price ranges, averages, and a comparison of weekly prices. The changes in prices reported are always with price prevailed during the previous week unless otherwise stated.

The frequency of collection of wholesale price information is twice a week (i.e., Tuesday and Friday) while with retail prices, it is thrice a week (i.e., Friday, Monday, and Tuesday).

Table 01: Selected Markets: Wholesale Price of Rice (Rs/kg)

Week 22: 29 May - 04 June 2026

LOCATIONS	Rice Varieties													
	Samba 1		Samba 2		Keeri Samba		Nadu 1		Nadu 2		Raw Red		Raw White	
Colombo	240.00	245.00	235.00	238.00	330.00	340.00	200.00	205.00	195.00	198.00	175.00	185.00	185.00	195.00
Divulapitiya	280.00	285.00	228.00	250.00	340.00	360.00	227.00	228.00	190.00	200.00	176.00	192.00	180.00	198.00
Kurunegala	-	-	239.00	240.00	-	-	227.00	228.00	200.00	205.00	-	-	190.00	196.00
Nikaweratiya	275.00	285.00	235.00	240.00	380.00	387.00	225.00	230.00	185.00	190.00	-	-	180.00	188.00
Badulla	-	-	-	-	-	-	225.00	228.00	-	-	165.00	180.00	180.00	190.00
Puttalam	280.00	285.00	238.00	240.00	375.00	380.00	227.00	228.00	205.00	210.00	210.00	210.00	200.00	205.00
Dambulla	280.00	285.00	240.00	250.00	-	-	225.00	226.00	204.00	206.00	205.00	208.00	195.00	200.00
Anuradhapura	-	-	-	-	-	-	-	-	-	-	-	-	-	-
Tambuttegama	-	-	-	-	-	-	-	-	-	-	-	-	-	-
Polonnaruwa	-	-	-	-	-	-	218.00	222.00	-	-	190.00	191.00	210.00	210.00
Kalutara	-	-	245.00	245.00	-	-	226.00	228.00	205.00	210.00	170.00	200.00	180.00	210.00
Ampara	-	-	-	-	-	-	230.00	230.00	200.00	205.00	165.00	170.00	170.00	175.00
Kandy	265.00	270.00	240.00	245.00	350.00	360.00	220.00	223.00	200.00	205.00	183.00	190.00	200.00	205.00
Moneragala	-	-	235.00	240.00	370.00	380.00	226.00	227.00	-	-	160.00	170.00	170.00	180.00
Kegalle	-	-	-	-	-	-	-	-	-	-	-	-	-	-
Dehiattakandiya	-	-	-	-	-	-	-	-	-	-	-	-	-	-
Hambantota	-	-	-	-	-	-	-	-	-	-	156.00	160.00	190.00	190.00
Matara	-	-	-	-	-	-	-	-	-	-	-	-	-	-
Galle	-	-	240.00	250.00	360.00	380.00	220.00	220.00	210.00	210.00	160.00	165.00	180.00	200.00
Meegoda	-	-	-	-	-	-	-	-	-	-	-	-	-	-
Tissamaharama	-	-	-	-	-	-	229.00	229.00	-	-	156.00	157.00	195.00	197.00
Embilipitiya	-	-	248.00	250.00	375.00	380.00	224.00	225.00	-	-	158.00	162.00	180.00	184.00
Jaffna	-	-	-	-	-	-	218.00	220.00	-	-	180.00	180.00	190.00	195.00
Vavuniya	-	-	230.00	235.00	-	-	215.00	218.00	210.00	210.00	180.00	185.00	190.00	195.00
Mannar	-	-	245.00	248.00	330.00	335.00	230.00	230.00	200.00	205.00	185.00	195.00	195.00	197.00
Killinochchi	-	-	-	-	-	-	-	-	-	-	-	-	-	-
Mullattivu	-	-	-	-	-	-	215.00	220.00	-	-	180.00	185.00	-	-
Batticaloa	-	-	240.00	245.00	345.00	350.00	-	-	200.00	200.00	190.00	190.00	190.00	190.00
Trincomalee	-	-	-	-	-	-	-	-	-	-	-	-	-	-
Galenbindunuwew	-	-	-	-	-	-	227.00	229.00	211.00	217.00	-	-	195.00	205.00
Matale	-	-	-	-	-	-	-	-	-	-	-	-	-	-

09

Table 02: Selected Markets: Retail Price of Rice (Rs/kg)

Week 22: 29 May - 04 June 2026

LOCATIONS	Rice Varieties													
	Samba 1		Samba 2		Keeri Samba		Nadu 1		Nadu 2		Raw Red		Raw White	
Colombo	260.00	280.00	-	-	360.00	390.00	220.00	240.00	-	-	200.00	220.00	210.00	230.00
Gampaha	-	-	240.00	240.00	-	-	230.00	230.00	220.00	225.00	215.00	220.00	215.00	220.00
Kurunegala	-	-	240.00	240.00	-	-	230.00	230.00	225.00	225.00	220.00	220.00	215.00	220.00
Nikaweratiya	285.00	295.00	240.00	248.00	385.00	395.00	230.00	235.00	190.00	200.00	-	-	188.00	195.00
Dambulla	285.00	295.00	245.00	260.00	370.00	380.00	225.00	230.00	210.00	220.00	210.00	220.00	210.00	215.00
Anuradhapura	-	-	-	-	-	-	-	-	-	-	-	-	-	-
Thambuththegama	290.00	300.00	240.00	265.00	390.00	395.00	230.00	235.00	205.00	218.00	212.00	218.00	205.00	215.00
Polonnaruwa	-	-	240.00	240.00	-	-	230.00	230.00	-	-	220.00	220.00	220.00	220.00
Kaluthara	280.00	290.00	240.00	260.00	380.00	390.00	230.00	230.00	210.00	220.00	170.00	220.00	190.00	220.00
Badulla	-	-	-	-	-	-	230.00	230.00	-	-	170.00	185.00	190.00	210.00
Keppetipola	-	-	250.00	260.00	-	-	235.00	240.00	225.00	230.00	168.00	175.00	190.00	195.00
Moneragala	-	-	240.00	245.00	380.00	390.00	230.00	230.00	-	-	170.00	180.00	180.00	190.00
Kegalle	260.00	260.00	250.00	250.00	-	-	230.00	230.00	220.00	225.00	215.00	220.00	215.00	220.00
Ampara	-	-	240.00	250.00	360.00	380.00	230.00	230.00	200.00	215.00	175.00	190.00	180.00	220.00
Dehiattakandiya	-	-	-	-	-	-	-	-	-	-	-	-	-	-
Nuwaraeliya	-	-	255.00	260.00	370.00	380.00	226.00	230.00	212.00	220.00	180.00	190.00	190.00	200.00
Kandy	280.00	285.00	250.00	255.00	380.00	390.00	230.00	230.00	215.00	220.00	210.00	215.00	210.00	220.00
Puttalam	290.00	300.00	245.00	250.00	380.00	385.00	230.00	230.00	210.00	220.00	220.00	220.00	210.00	220.00
Hambantota	260.00	270.00	240.00	250.00	-	-	230.00	230.00	-	-	160.00	165.00	200.00	200.00
Rathnapura	300.00	305.00	-	-	380.00	390.00	230.00	240.00	220.00	222.00	178.00	184.00	199.00	205.00
Matara	-	-	-	-	-	-	-	-	-	-	-	-	-	-
Galle	280.00	280.00	260.00	260.00	380.00	400.00	230.00	240.00	-	-	180.00	200.00	210.00	220.00
Tissamaharama	-	-	240.00	240.00	-	-	230.00	230.00	-	-	160.00	165.00	200.00	205.00
Meegoda (DEC)	-	-	240.00	240.00	-	-	225.00	230.00	210.00	220.00	190.00	200.00	200.00	210.00
Embilipitiya	-	-	240.00	260.00	375.00	390.00	228.00	230.00	215.00	220.00	160.00	170.00	190.00	205.00
Jaffna	-	-	-	-	-	-	220.00	230.00	-	-	180.00	190.00	200.00	210.00
Vavuniya	-	-	240.00	250.00	-	-	230.00	235.00	-	-	190.00	195.00	200.00	210.00
Mannar	-	-	250.00	260.00	360.00	360.00	230.00	235.00	-	-	197.00	200.00	220.00	225.00
Killinochchi	-	-	-	-	-	-	-	-	-	-	-	-	-	-
Mullaittivu	-	-	-	-	-	-	220.00	225.00	-	-	185.00	190.00	215.00	220.00
Batticaloa	260.00	265.00	-	-	360.00	375.00	220.00	220.00	215.00	215.00	200.00	200.00	200.00	200.00
Trincomalee	-	-	-	-	-	-	-	-	-	-	-	-	-	-
Hanguranketha	-	-	240.00	240.00	-	-	227.00	230.00	-	-	180.00	195.00	190.00	220.00
Veyangoda	-	-	240.00	240.00	-	-	230.00	230.00	205.00	220.00	220.00	220.00	200.00	210.00
Galenbindunuwewa	-	-	240.00	240.00	385.00	385.00	230.00	230.00	215.00	220.00	220.00	220.00	200.00	220.00
Bandarawela	-	-	-	-	370.00	375.00	230.00	230.00	218.00	220.00	180.00	190.00	195.00	205.00
Matale	-	-	-	-	-	-	-	-	-	-	-	-	-	-

Table 04: Selected Markets: Wholesale Price of Subsidiary Food (Rs/kg)

Week 22: 29 May - 04 June 2026

LOCATION	Dried Chillies	Red Onion		Big Onion	Potato			Pulses		
	Imported	Imported	Local		Imported	Welimada	Nuwara Eliya	Green Gram	Cowpea	Red Dhal
Colombo	1000.00 - 1050.00	280.00 - 370.00	-	150.00 - 185.00	150.00 - 170.00	-	290.00 - 320.00	800.00 - 860.00	700.00 - 800.00	235.00 - 250.00
Kurunegala	980.00 - 1000.00	340.00 - 360.00	-	195.00 - 205.00	175.00 - 185.00	-	-	870.00 - 890.00	740.00 - 760.00	247.00 - 250.00
Nikaweratiya	980.00 - 1000.00	380.00 - 395.00	-	195.00 - 210.00	175.00 - 190.00	-	-	860.00 - 880.00	750.00 - 770.00	245.00 - 255.00
Dehiattakandiya	-	-	-	-	-	-	-	-	-	-
Dambulla (DEC)	960.00 - 970.00	250.00 - 280.00	300.00 - 320.00	160.00 - 190.00	160.00 - 160.00	200.00 - 220.00	240.00 - 260.00	600.00 - 630.00	450.00 - 500.00	230.00 - 240.00
Anuradhapura	-	-	-	-	-	-	-	-	-	-
Thambuththegama	-	-	-	170.00 - 210.00	160.00 - 170.00	-	-	-	-	-
Polonnaruwa	980.00 - 1020.00	385.00 - 400.00	-	195.00 - 225.00	185.00 - 200.00	-	315.00 - 330.00	850.00 - 885.00	687.00 - 712.00	250.00 - 260.00
Kaluthara	1000.00 - 1100.00	320.00 - 330.00	-	190.00 - 200.00	180.00 - 190.00	-	-	800.00 - 850.00	750.00 - 800.00	235.00 - 250.00
Puttalam	980.00 - 1000.00	-	200.00 - 320.00	200.00 - 210.00	185.00 - 195.00	-	-	850.00 - 880.00	750.00 - 850.00	240.00 - 245.00
Kandy	1050.00 - 1060.00	330.00 - 340.00	-	190.00 - 220.00	165.00 - 170.00	230.00 - 240.00	270.00 - 280.00	-	-	245.00 - 250.00
Matara	-	-	-	-	-	-	-	-	-	-
Hambantota	900.00 - 950.00	340.00 - 350.00	-	190.00 - 200.00	170.00 - 170.00	-	-	700.00 - 750.00	750.00 - 750.00	260.00 - 260.00
Kegalle	980.00 - 1000.00	320.00 - 340.00	-	220.00 - 220.00	170.00 - 180.00	-	260.00 - 270.00	860.00 - 880.00	800.00 - 830.00	-
Galle	900.00 - 1000.00	360.00 - 380.00	-	180.00 - 200.00	175.00 - 180.00	-	340.00 - 360.00	800.00 - 850.00	800.00 - 850.00	250.00 - 260.00
Tissamaharama	985.00 - 1000.00	390.00 - 400.00	-	210.00 - 220.00	160.00 - 170.00	-	280.00 - 290.00	850.00 - 860.00	-	250.00 - 255.00
Meegoda (DEC)	-	-	-	170.00 - 195.00	160.00 - 165.00	-	290.00 - 310.00	-	-	-
Jaffna	980.00 - 980.00	-	-	-	180.00 - 180.00	-	-	870.00 - 880.00	-	260.00 - 260.00
Vavuniya	1040.00 - 1060.00	370.00 - 380.00	-	215.00 - 225.00	185.00 - 195.00	-	-	900.00 - 940.00	-	255.00 - 265.00
Mannar	960.00 - 970.00	-	-	175.00 - 180.00	160.00 - 165.00	-	-	750.00 - 800.00	-	250.00 - 260.00
Killinochchi	-	-	-	-	-	-	-	-	-	-
Mullattivu	980.00 - 1040.00	-	-	190.00 - 210.00	170.00 - 190.00	-	-	900.00 - 940.00	-	265.00 - 265.00
Batticaloa	1000.00 - 1000.00	-	-	150.00 - 180.00	160.00 - 160.00	250.00 - 250.00	280.00 - 280.00	800.00 - 820.00	-	260.00 - 260.00
Trincomalee	-	-	-	-	-	-	-	-	-	-
Galenbindunuwewa	1010.00 - 1105.00	295.00 - 330.00	-	205.00 - 230.00	180.00 - 200.00	-	-	795.00 - 875.00	770.00 - 800.00	250.00 - 259.00
Matale	-	-	-	-	-	-	-	-	-	-

Table 05: Selected Markets: Retail Price of Subsidiary Food Crops (Rs/kg)

Week 22: 29 May - 04 June 2026

LOCATIONS	Dried Chillies	Red Onion		Big Onion	Potato			Pulses		
	Imported	Imported	Local		Imported	Welimada	Nuwara Eliya	Green Gram	Cowpea	Red Dhal
Colombo	1100.00 - 1400.00	400.00 - 520.00	-	220.00 - 260.00	200.00 - 240.00	-	380.00 - 460.00	900.00 - 1100.00	900.00 - 1200.00	270.00 - 340.00
Gampaha	1000.00 - 1200.00	480.00 - 520.00	-	240.00 - 280.00	240.00 - 260.00	-	420.00 - 460.00	940.00 - 1100.00	790.00 - 1000.00	280.00 - 300.00
Kurunegala	1000.00 - 1200.00	440.00 - 480.00	-	230.00 - 260.00	220.00 - 240.00	-	420.00 - 430.00	900.00 - 1000.00	840.00 - 940.00	270.00 - 280.00
Nikaweratiya	1000.00 - 1100.00	380.00 - 430.00	-	215.00 - 220.00	185.00 - 195.00	-	-	900.00 - 930.00	740.00 - 780.00	250.00 - 265.00
Dambulla	1150.00 - 1200.00	400.00 - 440.00	380.00 - 420.00	200.00 - 240.00	200.00 - 240.00	290.00 - 320.00	-	850.00 - 900.00	800.00 - 850.00	260.00 - 280.00
Anuradhapura	-	-	-	-	-	-	-	-	-	-
Thambuththegama	1100.00 - 1200.00	360.00 - 450.00	-	220.00 - 280.00	180.00 - 230.00	-	-	900.00 - 1000.00	750.00 - 900.00	265.00 - 270.00
Polonnaruwa	1000.00 - 1150.00	415.00 - 440.00	-	200.00 - 260.00	190.00 - 220.00	330.00 - 360.00	-	860.00 - 900.00	720.00 - 750.00	260.00 - 270.00
Kaluthara	1100.00 - 1200.00	400.00 - 460.00	-	220.00 - 250.00	220.00 - 240.00	-	380.00 - 400.00	850.00 - 900.00	780.00 - 1000.00	260.00 - 270.00
Badulla	980.00 - 1000.00	380.00 - 400.00	-	240.00 - 250.00	190.00 - 200.00	-	-	850.00 - 900.00	800.00 - 900.00	260.00 - 280.00
Keppetipola	1050.00 - 1100.00	370.00 - 400.00	320.00 - 330.00	220.00 - 240.00	190.00 - 210.00	280.00 - 320.00	-	850.00 - 900.00	850.00 - 860.00	280.00 - 340.00
Moneragala	1100.00 - 1150.00	400.00 - 460.00	-	240.00 - 260.00	200.00 - 240.00	320.00 - 360.00	-	900.00 - 960.00	800.00 - 900.00	260.00 - 300.00
Kegalle	1100.00 - 1160.00	340.00 - 360.00	-	250.00 - 260.00	240.00 - 250.00	320.00 - 340.00	-	900.00 - 920.00	840.00 - 860.00	320.00 - 340.00
Ampara	1050.00 - 1100.00	400.00 - 440.00	-	220.00 - 250.00	190.00 - 205.00	320.00 - 360.00	-	870.00 - 950.00	850.00 - 870.00	255.00 - 260.00
Dehiattakandiya	-	-	-	-	-	-	-	-	-	-
Nuwaraeliya	1100.00 - 1150.00	380.00 - 400.00	330.00 - 340.00	200.00 - 220.00	190.00 - 210.00	-	330.00 - 340.00	860.00 - 900.00	850.00 - 880.00	270.00 - 300.00
Kandy	1100.00 - 1140.00	420.00 - 440.00	-	260.00 - 270.00	220.00 - 240.00	300.00 - 320.00	340.00 - 360.00	920.00 - 1000.00	920.00 - 1000.00	270.00 - 280.00
Puttalam	1100.00 - 1150.00	-	320.00 - 400.00	240.00 - 260.00	220.00 - 250.00	-	-	900.00 - 950.00	900.00 - 1000.00	260.00 - 280.00
Rathnapura	1150.00 - 1200.00	440.00 - 500.00	-	240.00 - 280.00	215.00 - 240.00	-	-	960.00 - 1000.00	900.00 - 960.00	280.00 - 300.00
Hambantota	1100.00 - 1100.00	400.00 - 480.00	-	240.00 - 260.00	200.00 - 200.00	-	-	800.00 - 800.00	800.00 - 800.00	280.00 - 320.00
Matara	-	-	-	-	-	-	-	-	-	-
Galle	1100.00 - 1200.00	400.00 - 480.00	-	220.00 - 250.00	200.00 - 220.00	-	380.00 - 420.00	950.00 - 980.00	900.00 - 900.00	280.00 - 300.00
Tissamaharama	1050.00 - 1100.00	420.00 - 450.00	-	230.00 - 240.00	190.00 - 210.00	320.00 - 340.00	-	900.00 - 950.00	-	270.00 - 280.00
Meegoda (DEC)	1000.00 - 1100.00	400.00 - 480.00	-	230.00 - 240.00	200.00 - 230.00	350.00 - 360.00	380.00 - 400.00	880.00 - 1000.00	880.00 - 960.00	260.00 - 280.00
Embilipitiya	1020.00 - 1100.00	-	420.00 - 460.00	220.00 - 240.00	200.00 - 240.00	380.00 - 400.00	-	850.00 - 900.00	850.00 - 900.00	260.00 - 300.00
Jaffna	1050.00 - 1100.00	-	-	250.00 - 250.00	250.00 - 250.00	-	-	900.00 - 950.00	-	260.00 - 270.00
Vavuniya	1000.00 - 1150.00	420.00 - 480.00	-	250.00 - 260.00	250.00 - 270.00	-	-	950.00 - 1000.00	-	270.00 - 280.00
Mannar	1080.00 - 1100.00	-	-	220.00 - 240.00	220.00 - 240.00	-	-	850.00 - 900.00	-	275.00 - 280.00
Killinochchi	-	-	-	-	-	-	-	-	-	-
Mullaittivu	1000.00 - 1060.00	-	-	-	180.00 - 200.00	-	-	920.00 - 960.00	-	270.00 - 280.00
Batticaloa	1100.00 - 1100.00	-	-	250.00 - 280.00	200.00 - 200.00	350.00 - 350.00	380.00 - 380.00	900.00 - 900.00	-	300.00 - 320.00
Trincomalee	-	-	-	-	-	-	-	-	-	-
Hanguranketha	1100.00 - 1100.00	-	370.00 - 400.00	220.00 - 250.00	190.00 - 210.00	-	-	900.00 - 950.00	750.00 - 780.00	260.00 - 280.00
Veyangoda	1100.00 - 1200.00	440.00 - 480.00	-	240.00 - 280.00	200.00 - 240.00	360.00 - 360.00	400.00 - 440.00	920.00 - 1000.00	800.00 - 1000.00	260.00 - 280.00
Galenbindunuwewa	1040.00 - 1140.00	320.00 - 360.00	-	230.00 - 260.00	200.00 - 210.00	300.00 - 300.00	-	825.00 - 900.00	800.00 - 830.00	260.00 - 290.00
Bandarawela	-	420.00 - 460.00	-	240.00 - 250.00	200.00 - 220.00	300.00 - 330.00	-	900.00 - 980.00	850.00 - 900.00	260.00 - 280.00
Matale	-	-	-	-	-	-	-	-	-	-

Table 06: Selected Markets: Wholesale Price of Vegetables(Rs/kg)

Week 22: 29 May - 04 June 2026

Locations	Butter Beans	Green Beans	Carrot	Leeks	Beetroot	Knolkhol
Colombo	-	300.00 - 500.00	280.00 - 380.00	350.00 - 400.00	320.00 - 400.00	300.00 - 350.00
Meegoda (DEC)	-	300.00 - 450.00	340.00 - 420.00	330.00 - 370.00	-	320.00 - 400.00
Dambulla (DEC)	-	300.00 - 450.00	250.00 - 380.00	250.00 - 380.00	280.00 - 350.00	250.00 - 330.00
Keppetipola (DEC)	-	280.00 - 300.00	350.00 - 380.00	300.00 - 320.00	300.00 - 330.00	280.00 - 320.00
Norochchole (DEC)	-	-	-	-	-	-
Nuwara Eliya	-	300.00 - 520.00	320.00 - 360.00	290.00 - 330.00	290.00 - 330.00	200.00 - 300.00
Kandy	-	400.00 - 550.00	330.00 - 400.00	280.00 - 400.00	300.00 - 350.00	250.00 - 300.00
Hambantota	-	-	-	400.00 - 480.00	400.00 - 450.00	300.00 - 300.00
Thambuththegama (DEC)	-	300.00 - 580.00	280.00 - 380.00	320.00 - 370.00	300.00 - 370.00	-
Jaffna	-	-	-	-	-	-
Bandarawela	-	250.00 - 300.00	280.00 - 380.00	260.00 - 320.00	250.00 - 320.00	250.00 - 320.00
Veyangoda	-	330.00 - 530.00	300.00 - 380.00	300.00 - 380.00	-	380.00 - 450.00

Locations	Raddish	Cabbage	Tomato	Ladies Fingers	Brinjal	Capsicum
Colombo	120.00 - 220.00	80.00 - 150.00	350.00 - 400.00	100.00 - 220.00	300.00 - 450.00	300.00 - 450.00
Meegoda (DEC)	170.00 - 200.00	160.00 - 200.00	380.00 - 450.00	140.00 - 230.00	350.00 - 500.00	450.00 - 550.00
Moneragala	180.00 - 200.00	220.00 - 230.00	280.00 - 320.00	200.00 - 240.00	320.00 - 350.00	550.00 - 580.00
Dambulla (DEC)	140.00 - 160.00	80.00 - 200.00	250.00 - 350.00	80.00 - 150.00	350.00 - 450.00	350.00 - 550.00
Keppetipola (DEC)	140.00 - 160.00	120.00 - 150.00	320.00 - 340.00	-	350.00 - 400.00	450.00 - 500.00
Norochchole (DEC)	70.00 - 120.00	-	-	80.00 - 180.00	200.00 - 280.00	500.00 - 600.00
Nuwara Eliya	130.00 - 170.00	160.00 - 170.00	280.00 - 350.00	-	-	430.00 - 520.00
Kandy	130.00 - 160.00	140.00 - 190.00	320.00 - 370.00	100.00 - 220.00	350.00 - 450.00	480.00 - 520.00
Hambantota	-	180.00 - 200.00	500.00 - 550.00	260.00 - 280.00	280.00 - 300.00	600.00 - 700.00
Thambuththegama (DEC)	150.00 - 220.00	120.00 - 160.00	300.00 - 400.00	160.00 - 220.00	380.00 - 500.00	450.00 - 550.00
Tissamaharama	240.00 - 250.00	230.00 - 250.00	410.00 - 430.00	250.00 - 270.00	450.00 - 460.00	550.00 - 570.00
Jaffna	-	-	-	-	-	-
Bandarawela	120.00 - 145.00	80.00 - 140.00	340.00 - 360.00	170.00 - 240.00	350.00 - 380.00	400.00 - 470.00
Veyangoda	200.00 - 240.00	140.00 - 200.00	400.00 - 450.00	150.00 - 230.00	400.00 - 520.00	450.00 - 550.00

Locations	Pumpkin	Cucumber	Bitter Gourd	Snake Gourd	Drumstick	Luffa
Colombo	70.00 - 90.00	100.00 - 180.00	500.00 - 600.00	200.00 - 250.00	400.00 - 900.00	300.00 - 400.00
Meegoda (DEC)	90.00 - 110.00	120.00 - 180.00	530.00 - 650.00	280.00 - 320.00	-	400.00 - 430.00
Moneragala	100.00 - 130.00	200.00 - 220.00	550.00 - 600.00	350.00 - 370.00	-	350.00 - 400.00
Dambulla (DEC)	60.00 - 100.00	80.00 - 110.00	450.00 - 550.00	230.00 - 300.00	350.00 - 550.00	220.00 - 300.00
Keppetipola (DEC)	100.00 - 110.00	180.00 - 200.00	-	-	500.00 - 520.00	-
Norochchole (DEC)	60.00 - 80.00	70.00 - 120.00	330.00 - 450.00	200.00 - 250.00	450.00 - 600.00	200.00 - 260.00
Nuwara Eliya	-	-	-	-	-	-
Kandy	80.00 - 120.00	130.00 - 170.00	500.00 - 550.00	300.00 - 350.00	-	250.00 - 300.00
Hambantota	120.00 - 120.00	140.00 - 160.00	-	300.00 - 350.00	300.00 - 300.00	300.00 - 450.00
Thambuththegama (DEC)	80.00 - 110.00	60.00 - 120.00	500.00 - 550.00	220.00 - 320.00	-	200.00 - 280.00
Tissamaharama	130.00 - 140.00	160.00 - 180.00	560.00 - 580.00	280.00 - 300.00	-	390.00 - 410.00
Jaffna	-	-	-	-	-	-
Bandarawela	80.00 - 110.00	180.00 - 190.00	450.00 - 500.00	250.00 - 320.00	450.00 - 550.00	350.00 - 420.00
Veyangoda	80.00 - 110.00	130.00 - 180.00	550.00 - 650.00	300.00 - 350.00	-	300.00 - 350.00

Table 06 (Contd.)

	Long Beans	Ash Plantain	Green Chillies	Lime	Sweet Potatoe	Manioc
Colombo	100.00 - 250.00	80.00 - 140.00	450.00 - 600.00	450.00 - 600.00	150.00 - 180.00	100.00 - 150.00
Meegoda (DEC)	220.00 - 300.00	100.00 - 130.00	430.00 - 650.00	470.00 - 520.00	140.00 - 150.00	110.00 - 130.00
Moneragala	250.00 - 270.00	50.00 - 60.00	500.00 - 600.00	450.00 - 500.00	200.00 - 220.00	100.00 - 120.00
Dambulla (DEC)	100.00 - 180.00	60.00 - 90.00	200.00 - 600.00	400.00 - 460.00	100.00 - 150.00	100.00 - 130.00
Keppetipola (DEC)	-	-	460.00 - 480.00	-	160.00 - 180.00	120.00 - 130.00
Norochchole (DEC)	100.00 - 230.00	100.00 - 130.00	300.00 - 600.00	-	-	-
Nuwara Eliya	-	-	-	-	-	-
Kandy	200.00 - 280.00	120.00 - 160.00	280.00 - 750.00	400.00 - 650.00	140.00 - 180.00	110.00 - 120.00
Hambantota	300.00 - 300.00	40.00 - 60.00	800.00 - 1000.00	-	200.00 - 240.00	120.00 - 120.00
Thambuththegama (DEC)	150.00 - 220.00	60.00 - 80.00	300.00 - 600.00	300.00 - 420.00	140.00 - 170.00	110.00 - 140.00
Tissamaharama	200.00 - 210.00	90.00 - 110.00	480.00 - 500.00	580.00 - 600.00	200.00 - 220.00	160.00 - 170.00
Jaffna	-	-	-	-	-	-
Bandarawela	200.00 - 240.00	90.00 - 120.00	250.00 - 470.00	450.00 - 570.00	160.00 - 180.00	120.00 - 130.00
Veyangoda	200.00 - 300.00	110.00 - 140.00	450.00 - 700.00	450.00 - 520.00	140.00 - 180.00	110.00 - 130.00

Locations	Leafy Vegetables (Rs/kg)			Coconut (Rs/nut)	
	Mukunuwenna	Kankun	Gotukola	Large	Small
Colombo	120.00 - 130.00	120.00 - 130.00	300.00 - 350.00	150.00 - 160.00	130.00 - 140.00
Meegoda (DEC)	-	-	-	-	-
Norochchole (DEC)	-	-	-	-	-
Nuwara Eliya	-	-	-	-	-
Dambulla (DEC)	-	-	-	-	-
Kandy	150.00 - 160.00	150.00 - 160.00	300.00 - 320.00	130.00 - 135.00	80.00 - 90.00
Hambantota	-	-	-	140.00 - 160.00	120.00 - 130.00
Thambuththegama (DEC)	-	-	-	-	-
Tissamaharama	120.00 - 140.00	120.00 - 140.00	250.00 - 275.00	-	-
Jaffna	-	-	-	-	-
Bandarawela	150.00 - 180.00	150.00 - 180.00	260.00 - 280.00	-	-
Veyangoda	-	-	-	-	-

Colombo, Meegoda, Norochchole, Jaffna, Dambulla and Kandy - Gotukola Price Rs/Kg

Table 07: Selected Markets: Retail Price of Vegetables (Rs/kg)

Week 22: 29 May - 04 June 2026

LOCATIONS	Up Country Varieties																
	Butter Beans		Green Beans		Carrot		Leeks		Beetroot		Knol Khol		Raddish		Cabbage		Tomato
Colombo	-	450.00 - 800.00	300.00 - 600.00	400.00 - 700.00	350.00 - 650.00	350.00 - 650.00	230.00 - 500.00	160.00 - 400.00	400.00 - 800.00								
Gampaha	-	600.00 - 680.00	400.00 - 440.00	400.00 - 440.00	480.00 - 580.00	560.00 - 600.00	380.00 - 420.00	-	600.00 - 640.00								
Kurunegala	-	580.00 - 640.00	460.00 - 500.00	560.00 - 600.00	460.00 - 500.00	500.00 - 560.00	240.00 - 300.00	-	500.00 - 580.00								
Nikaweratiya	-	540.00 - 650.00	520.00 - 600.00	480.00 - 560.00	480.00 - 560.00	400.00 - 480.00	320.00 - 360.00	300.00 - 380.00	500.00 - 600.00								
Dambulla	-	560.00 - 600.00	480.00 - 540.00	500.00 - 540.00	540.00 - 560.00	440.00 - 480.00	260.00 - 300.00	420.00 - 460.00	480.00 - 520.00								
Anuradhapura	-	-	-	-	-	-	-	-	-								
Thambuththegama	-	500.00 - 660.00	520.00 - 600.00	440.00 - 540.00	450.00 - 550.00	-	300.00 - 400.00	220.00 - 280.00	500.00 - 600.00								
Polonnaruwa	-	880.00 - 920.00	540.00 - 560.00	540.00 - 560.00	540.00 - 560.00	440.00 - 480.00	320.00 - 360.00	320.00 - 360.00	540.00 - 560.00								
Kaluthara	-	600.00 - 720.00	400.00 - 480.00	480.00 - 600.00	400.00 - 520.00	380.00 - 400.00	280.00 - 320.00	320.00 - 320.00	480.00 - 500.00								
Badulla	-	400.00 - 480.00	550.00 - 600.00	550.00 - 600.00	550.00 - 600.00	480.00 - 550.00	240.00 - 320.00	240.00 - 320.00	360.00 - 400.00								
Keppetipola	-	350.00 - 370.00	420.00 - 450.00	360.00 - 380.00	360.00 - 400.00	340.00 - 360.00	180.00 - 220.00	180.00 - 220.00	370.00 - 400.00								
Moneragala	-	600.00 - 660.00	520.00 - 560.00	480.00 - 540.00	480.00 - 540.00	-	240.00 - 300.00	260.00 - 320.00	400.00 - 460.00								
Kegalle	-	560.00 - 600.00	520.00 - 560.00	480.00 - 520.00	520.00 - 560.00	520.00 - 560.00	280.00 - 320.00	280.00 - 320.00	560.00 - 600.00								
Ampara	-	460.00 - 640.00	500.00 - 560.00	460.00 - 560.00	480.00 - 520.00	-	280.00 - 300.00	280.00 - 340.00	480.00 - 540.00								
Dehiattakandiya	-	-	-	-	-	-	-	-	-								
Nuwaraeliya	-	420.00 - 440.00	450.00 - 460.00	400.00 - 420.00	420.00 - 440.00	380.00 - 400.00	260.00 - 280.00	250.00 - 270.00	460.00 - 480.00								
Kandy	-	600.00 - 640.00	480.00 - 520.00	550.00 - 600.00	550.00 - 600.00	450.00 - 480.00	240.00 - 260.00	340.00 - 360.00	520.00 - 600.00								
Puttalam	-	680.00 - 720.00	600.00 - 650.00	520.00 - 600.00	600.00 - 600.00	550.00 - 600.00	350.00 - 400.00	400.00 - 450.00	500.00 - 600.00								
Hambantota	-	800.00 - 800.00	-	600.00 - 700.00	600.00 - 800.00	600.00 - 600.00	400.00 - 600.00	320.00 - 400.00	800.00 - 800.00								
Rathnapura	-	420.00 - 500.00	460.00 - 520.00	500.00 - 540.00	450.00 - 500.00	320.00 - 350.00	200.00 - 240.00	160.00 - 240.00	400.00 - 500.00								
Matara	-	-	-	-	-	-	-	-	-								
Galle	-	680.00 - 720.00	580.00 - 620.00	460.00 - 500.00	-	-	-	360.00 - 400.00	640.00 - 680.00								
Tissamaharama	-	450.00 - 460.00	440.00 - 460.00	430.00 - 450.00	440.00 - 450.00	420.00 - 430.00	280.00 - 300.00	280.00 - 300.00	460.00 - 480.00								
Meegoda (DEC)	-	560.00 - 640.00	560.00 - 600.00	520.00 - 560.00	-	560.00 - 640.00	360.00 - 400.00	360.00 - 400.00	600.00 - 680.00								
Embilipitiya	-	400.00 - 460.00	520.00 - 600.00	500.00 - 600.00	560.00 - 600.00	-	280.00 - 320.00	280.00 - 320.00	520.00 - 600.00								
Jaffna	-	580.00 - 600.00	580.00 - 600.00	500.00 - 500.00	-	-	300.00 - 300.00	380.00 - 420.00	500.00 - 500.00								
Vavuniya	-	600.00 - 650.00	600.00 - 650.00	500.00 - 550.00	550.00 - 600.00	400.00 - 450.00	300.00 - 340.00	400.00 - 450.00	500.00 - 540.00								
Mannar	-	750.00 - 800.00	450.00 - 480.00	450.00 - 480.00	350.00 - 400.00	-	200.00 - 220.00	350.00 - 360.00	450.00 - 500.00								
Killinochchi	-	-	-	-	-	-	-	-	-								
Mullaittivu	-	750.00 - 800.00	500.00 - 550.00	500.00 - 550.00	400.00 - 440.00	-	200.00 - 250.00	340.00 - 400.00	550.00 - 600.00								
Batticaloa	-	550.00 - 600.00	450.00 - 500.00	450.00 - 450.00	380.00 - 450.00	-	-	300.00 - 350.00	500.00 - 560.00								
Trincomalee	-	-	-	-	-	-	-	-	-								
Hanguranketha	-	500.00 - 560.00	400.00 - 440.00	380.00 - 420.00	-	300.00 - 310.00	280.00 - 300.00	250.00 - 280.00	460.00 - 510.00								
Veyangoda	-	560.00 - 600.00	480.00 - 560.00	480.00 - 560.00	-	480.00 - 520.00	320.00 - 360.00	320.00 - 360.00	600.00 - 680.00								
Galenbindunuwewa	-	700.00 - 760.00	500.00 - 600.00	520.00 - 600.00	420.00 - 480.00	460.00 - 480.00	240.00 - 320.00	240.00 - 320.00	520.00 - 600.00								
Bandarawela	-	360.00 - 400.00	400.00 - 440.00	-	380.00 - 400.00	380.00 - 400.00	180.00 - 200.00	200.00 - 240.00	420.00 - 450.00								
Matale	-	-	-	-	-	-	-	-	-								

Table 07 (Contd.)

LOCATIONS	Low Country Varieties											
	Ladies Fingers	Brinjal	Capsicum	Pumpkin	Cucumber	Bitter Gourd	Snake Gourd	Drumstick	Luffa	Long Beans		
Colombo	240.00 - 560.00	500.00 - 680.00	450.00 - 900.00	140.00 - 320.00	180.00 - 320.00	600.00 - 900.00	320.00 - 600.00	720.00 - 1200.00	400.00 - 700.00	300.00 - 500.00		
Gampaha	400.00 - 450.00	680.00 - 800.00	780.00 - 800.00	240.00 - 260.00	350.00 - 370.00	600.00 - 780.00	400.00 - 450.00	-	500.00 - 580.00	400.00 - 480.00		
Kurunegala	240.00 - 260.00	580.00 - 620.00	760.00 - 800.00	200.00 - 240.00	160.00 - 200.00	840.00 - 920.00	460.00 - 480.00	-	500.00 - 540.00	260.00 - 300.00		
Nikaweratiya	300.00 - 360.00	520.00 - 600.00	600.00 - 720.00	160.00 - 220.00	220.00 - 250.00	600.00 - 700.00	350.00 - 400.00	-	450.00 - 540.00	320.00 - 380.00		
Dambulla	260.00 - 280.00	540.00 - 580.00	700.00 - 800.00	180.00 - 200.00	200.00 - 240.00	700.00 - 760.00	380.00 - 420.00	700.00 - 760.00	440.00 - 480.00	300.00 - 360.00		
Anuradhapura	-	-	-	-	-	-	-	-	-	-		
Thambuththegama	280.00 - 350.00	600.00 - 750.00	650.00 - 800.00	160.00 - 220.00	150.00 - 220.00	680.00 - 800.00	450.00 - 520.00	-	380.00 - 450.00	300.00 - 380.00		
Polonnaruwa	420.00 - 460.00	640.00 - 680.00	800.00 - 840.00	200.00 - 200.00	260.00 - 300.00	840.00 - 880.00	440.00 - 480.00	800.00 - 860.00	550.00 - 580.00	400.00 - 480.00		
Kaluthara	340.00 - 400.00	400.00 - 480.00	700.00 - 800.00	180.00 - 200.00	240.00 - 300.00	600.00 - 800.00	400.00 - 480.00	-	400.00 - 520.00	340.00 - 480.00		
Badulla	320.00 - 400.00	450.00 - 550.00	580.00 - 600.00	300.00 - 340.00	300.00 - 320.00	500.00 - 600.00	580.00 - 600.00	600.00 - 680.00	580.00 - 600.00	320.00 - 400.00		
Keppetipola	200.00 - 230.00	420.00 - 460.00	550.00 - 580.00	150.00 - 170.00	240.00 - 260.00	600.00 - 620.00	380.00 - 400.00	580.00 - 620.00	330.00 - 350.00	260.00 - 280.00		
Moneragala	320.00 - 360.00	380.00 - 400.00	640.00 - 660.00	160.00 - 200.00	260.00 - 300.00	680.00 - 720.00	400.00 - 460.00	-	480.00 - 520.00	360.00 - 400.00		
Kegalle	400.00 - 440.00	560.00 - 600.00	660.00 - 700.00	200.00 - 240.00	280.00 - 320.00	720.00 - 760.00	480.00 - 520.00	-	480.00 - 520.00	360.00 - 400.00		
Ampara	320.00 - 340.00	500.00 - 580.00	720.00 - 800.00	180.00 - 200.00	280.00 - 320.00	640.00 - 680.00	400.00 - 460.00	560.00 - 600.00	340.00 - 360.00	320.00 - 360.00		
Dehiattakandiya	-	-	-	-	-	-	-	-	-	-		
Nuwaraeliya	250.00 - 260.00	460.00 - 480.00	600.00 - 620.00	220.00 - 240.00	300.00 - 320.00	640.00 - 660.00	420.00 - 440.00	600.00 - 620.00	350.00 - 360.00	300.00 - 320.00		
Kandy	260.00 - 300.00	650.00 - 700.00	700.00 - 750.00	160.00 - 200.00	240.00 - 260.00	700.00 - 750.00	450.00 - 480.00	-	400.00 - 420.00	360.00 - 400.00		
Puttalam	280.00 - 320.00	700.00 - 800.00	720.00 - 850.00	200.00 - 240.00	280.00 - 320.00	720.00 - 800.00	500.00 - 550.00	-	650.00 - 720.00	400.00 - 480.00		
Rathnapura	300.00 - 360.00	450.00 - 520.00	700.00 - 800.00	130.00 - 160.00	220.00 - 280.00	620.00 - 720.00	320.00 - 380.00	-	450.00 - 520.00	300.00 - 360.00		
Hambantota	320.00 - 400.00	400.00 - 600.00	800.00 - 900.00	200.00 - 250.00	320.00 - 400.00	1000.00 - 1000.00	600.00 - 600.00	-	600.00 - 800.00	400.00 - 400.00		
Matara	-	-	-	-	-	-	-	-	-	-		
Galle	400.00 - 440.00	560.00 - 620.00	760.00 - 800.00	180.00 - 220.00	360.00 - 400.00	800.00 - 880.00	540.00 - 580.00	-	580.00 - 620.00	480.00 - 500.00		
Tissamaharama	300.00 - 320.00	500.00 - 520.00	600.00 - 620.00	170.00 - 180.00	220.00 - 230.00	620.00 - 640.00	340.00 - 350.00	-	440.00 - 460.00	240.00 - 260.00		
Meegoda (DEC)	320.00 - 400.00	640.00 - 700.00	700.00 - 760.00	160.00 - 200.00	320.00 - 400.00	800.00 - 880.00	480.00 - 520.00	-	440.00 - 480.00	400.00 - 480.00		
Embilipitiya	200.00 - 240.00	320.00 - 400.00	520.00 - 600.00	200.00 - 240.00	200.00 - 240.00	700.00 - 800.00	300.00 - 400.00	550.00 - 600.00	480.00 - 520.00	320.00 - 400.00		
Jaffna	380.00 - 420.00	600.00 - 600.00	600.00 - 600.00	150.00 - 160.00	-	-	380.00 - 400.00	1300.00 - 1500.00	-	400.00 - 400.00		
Vavuniya	400.00 - 450.00	600.00 - 650.00	600.00 - 650.00	150.00 - 180.00	150.00 - 180.00	600.00 - 650.00	400.00 - 450.00	1600.00 - 1700.00	400.00 - 450.00	400.00 - 450.00		
Mannar	350.00 - 380.00	550.00 - 600.00	800.00 - 900.00	160.00 - 180.00	180.00 - 200.00	600.00 - 650.00	550.00 - 600.00	-	-	450.00 - 500.00		
Killinochchi	-	-	-	-	-	-	-	-	-	-		
Mullaittivu	380.00 - 420.00	780.00 - 820.00	750.00 - 800.00	130.00 - 150.00	140.00 - 160.00	750.00 - 800.00	380.00 - 420.00	960.00 - 1000.00	-	380.00 - 420.00		
Batticaloa	250.00 - 280.00	400.00 - 480.00	550.00 - 600.00	150.00 - 180.00	300.00 - 320.00	600.00 - 680.00	380.00 - 420.00	1000.00 - 1000.00	300.00 - 300.00	300.00 - 300.00		
Trincomalee	-	-	-	-	-	-	-	-	-	-		
Hanguranketha	170.00 210.00	460.00 500.00	550.00 580.00	145.00 160.00	210.00 240.00	650.00 - 680.00	360.00 400.00	600.00 610.00	440.00 480.00	220.00 250.00		
Veyangoda	280.00 - 360.00	560.00 - 680.00	720.00 - 800.00	220.00 - 280.00	280.00 - 360.00	800.00 - 880.00	440.00 - 520.00	-	520.00 - 560.00	400.00 - 480.00		
Galenbindunuwewa	260.00 - 320.00	600.00 - 700.00	720.00 - 800.00	200.00 - 250.00	180.00 - 240.00	720.00 - 800.00	400.00 - 480.00	600.00 - 600.00	520.00 - 600.00	320.00 - 400.00		
Bandarawela	240.00 - 260.00	420.00 - 460.00	560.00 - 600.00	160.00 - 200.00	240.00 - 250.00	560.00 - 580.00	360.00 - 400.00	580.00 - 600.00	420.00 - 450.00	280.00 - 320.00		
Matale	-	-	-	-	-	-	-	-	-	-		

Table 07 (Contd.)

LOCATIONS	Low Country Varieties					Leafy Vegetable			Coconut (Rs/nut)	
	Ash Plantain	Green Chillies	Lime	Sweet Potato	Manioc	Mukunuwenna	Kankun	Gotukola	Large	Small
Colombo	160.00 - 360.00	550.00 - 1000.00	550.00 - 1000.00	200.00 - 380.00	160.00 - 240.00	240.00 - 300.00	240.00 - 300.00	300.00 - 450.00	160.00 - 190.00	140.00 - 150.00
Gampaha	240.00 - 300.00	800.00 - 1000.00	800.00 - 950.00	300.00 - 320.00	200.00 - 230.00	180.00 - 210.00	180.00 - 210.00	180.00 - 210.00	150.00 - 170.00	100.00 - 130.00
Kurunegala	200.00 - 260.00	700.00 - 800.00	750.00 - 800.00	240.00 - 260.00	220.00 - 240.00	180.00 - 210.00	180.00 - 210.00	150.00 - 180.00	150.00 - 160.00	100.00 - 130.00
Nikaweratiya	180.00 - 220.00	500.00 - 620.00	600.00 - 680.00	220.00 - 260.00	160.00 - 180.00	240.00 - 280.00	240.00 - 280.00	200.00 - 250.00	140.00 - 150.00	100.00 - 130.00
Dambulla	200.00 - 240.00	600.00 - 700.00	500.00 - 600.00	240.00 - 280.00	180.00 - 200.00	350.00 - 400.00	350.00 - 400.00	300.00 - 350.00	150.00 - 155.00	120.00 - 130.00
Anuradhapura	-	-	-	-	-	-	-	-	-	-
Thambuththegama	120.00 - 160.00	700.00 - 800.00	580.00 - 660.00	220.00 - 280.00	160.00 - 250.00	-	-	-	-	100.00 - 120.00
Polonnaruwa	200.00 - 250.00	800.00 - 850.00	700.00 - 800.00	280.00 - 280.00	260.00 - 280.00	200.00 - 240.00	200.00 - 240.00	200.00 - 240.00	150.00 - 160.00	80.00 - 120.00
Kaluthara	200.00 - 300.00	700.00 - 800.00	700.00 - 1000.00	280.00 - 320.00	200.00 - 200.00	210.00 - 240.00	210.00 - 240.00	300.00 - 360.00	180.00 - 200.00	140.00 - 160.00
Badulla	240.00 - 320.00	800.00 - 900.00	600.00 - 600.00	300.00 - 320.00	200.00 - 240.00	400.00 - 500.00	400.00 - 500.00	500.00 - 600.00	150.00 - 170.00	100.00 - 130.00
Keppetipola	140.00 - 160.00	600.00 - 650.00	650.00 - 660.00	200.00 - 220.00	150.00 - 160.00	200.00 - 240.00	200.00 - 240.00	350.00 - 400.00	150.00 - 160.00	120.00 - 130.00
Moneragala	300.00 - 320.00	700.00 - 800.00	600.00 - 700.00	300.00 - 320.00	140.00 - 160.00	150.00 - 180.00	150.00 - 180.00	280.00 - 320.00	130.00 - 150.00	100.00 - 120.00
Kegalle	240.00 - 280.00	760.00 - 800.00	660.00 - 700.00	320.00 - 360.00	160.00 - 200.00	240.00 - 240.00	240.00 - 250.00	240.00 - 250.00	160.00 - 170.00	130.00 - 140.00
Ampara	220.00 - 250.00	800.00 - 860.00	700.00 - 800.00	280.00 - 320.00	150.00 - 160.00	240.00 - 280.00	240.00 - 280.00	300.00 - 350.00	150.00 - 180.00	120.00 - 130.00
Dehiattakandiya	-	-	-	-	-	-	-	-	-	-
Nuwareliya	200.00 - 220.00	650.00 - 700.00	680.00 - 750.00	280.00 - 300.00	240.00 - 260.00	250.00 - 260.00	250.00 - 260.00	260.00 - 280.00	150.00 - 170.00	120.00 - 140.00
Kandy	160.00 - 200.00	1100.00 - 1200.00	1200.00 - 1300.00	260.00 - 280.00	240.00 - 260.00	240.00 - 270.00	240.00 - 270.00	350.00 - 400.00	150.00 - 160.00	100.00 - 120.00
Puttalam	200.00 - 240.00	750.00 - 800.00	900.00 - 1000.00	400.00 - 400.00	240.00 - 250.00	260.00 - 280.00	-	240.00 - 260.00	150.00 - 160.00	120.00 - 130.00
Rathnapura	160.00 - 230.00	600.00 - 700.00	540.00 - 600.00	200.00 - 280.00	120.00 - 160.00	240.00 - 240.00	240.00 - 240.00	300.00 - 300.00	150.00 - 175.00	110.00 - 140.00
Hambanthota	-	1000.00 - 1100.00	1000.00 - 1000.00	300.00 - 350.00	200.00 - 240.00	300.00 - 320.00	300.00 - 360.00	400.00 - 400.00	160.00 - 180.00	130.00 - 150.00
Matara	-	-	-	-	-	-	-	-	-	-
Galle	220.00 - 260.00	960.00 - 1100.00	1000.00 - 1200.00	260.00 - 280.00	200.00 - 230.00	200.00 - 200.00	240.00 - 240.00	320.00 - 320.00	100.00 - 110.00	90.00 - 110.00
Tissamaharama	130.00 - 150.00	550.00 - 560.00	640.00 - 650.00	250.00 - 260.00	200.00 - 220.00	160.00 - 180.00	160.00 - 180.00	350.00 - 400.00	160.00 - 180.00	120.00 - 140.00
Meegoda (DEC)	240.00 - 300.00	760.00 - 800.00	760.00 - 800.00	200.00 - 280.00	200.00 - 200.00	160.00 - 160.00	160.00 - 160.00	200.00 - 240.00	160.00 - 170.00	120.00 - 140.00
Embilipitiya	120.00 - 160.00	800.00 - 900.00	700.00 - 850.00	280.00 - 320.00	140.00 - 160.00	300.00 - 350.00	200.00 - 250.00	-	160.00 - 200.00	120.00 - 150.00
Jaffna	150.00 - 150.00	600.00 - 600.00	500.00 - 500.00	280.00 - 300.00	250.00 - 300.00	320.00 - 320.00	240.00 - 240.00	280.00 - 290.00	150.00 - 150.00	80.00 - 80.00
Vavuniya	150.00 - 180.00	600.00 - 650.00	500.00 - 550.00	300.00 - 340.00	300.00 - 340.00	250.00 - 300.00	350.00 - 400.00	300.00 - 350.00	140.00 - 160.00	90.00 - 100.00
Mannar	180.00 - 200.00	750.00 - 800.00	800.00 - 850.00	240.00 - 250.00	180.00 - 200.00	320.00 - 350.00	280.00 - 300.00	300.00 - 350.00	140.00 - 145.00	95.00 - 100.00
Killinochchi	-	-	-	-	-	-	-	-	-	-
Mullaittivu	120.00 - 150.00	-	480.00 - 520.00	220.00 - 240.00	180.00 - 220.00	280.00 - 280.00	240.00 - 240.00	200.00 - 200.00	145.00 - 150.00	90.00 - 100.00
Batticaloa	250.00 - 260.00	450.00 - 500.00	500.00 - 600.00	280.00 - 280.00	180.00 - 180.00	-	320.00 - 320.00	320.00 - 320.00	180.00 - 190.00	-
Trincomalee										
Hanguranketha	210.00 - 250.00	750.00 - 800.00	550.00 - 600.00	240.00 - 260.00	150.00 - 150.00	200.00 - 250.00	200.00 - 200.00	200.00 - 300.00	135.00 - 140.00	100.00 - 110.00
Veyangoda	280.00 - 320.00	900.00 - 1000.00	760.00 - 1000.00	280.00 - 320.00	240.00 - 280.00	200.00 - 220.00	200.00 - 220.00	320.00 - 340.00	130.00 - 150.00	100.00 - 120.00
Galenbindunuwewa	160.00 - 220.00	540.00 - 600.00	560.00 - 580.00	240.00 - 280.00	240.00 - 280.00	250.00 - 280.00	200.00 - 240.00	280.00 - 340.00	120.00 - 130.00	100.00 - 110.00
Bandarawela	160.00 - 180.00	500.00 - 540.00	600.00 - 650.00	220.00 - 240.00	180.00 - 200.00	210.00 - 240.00	210.00 - 240.00	320.00 - 400.00	140.00 - 160.00	120.00 - 130.00
Matale	-	-	-	-	-	-	-	-	-	-

Table 08 (Contd.)

LOCATIONS	Mango		Other Fruits							
	Vilad	Kohu	Papaw	Passion	Wood Apple	Orange	Avocado	Slime Apple	Grapes	King Coconut(Rs/nut)
Colombo	550.00 - 600.00	-	180.00 - 300.00	700.00 - 1100.00	400.00 - 800.00	350.00 - 600.00	600.00 - 900.00	400.00 - 800.00	2200.00 - 3000.00	180.00 - 250.00
Gampaha	-	-	200.00 - 250.00	-	400.00 - 500.00	320.00 - 360.00	400.00 - 500.00	-	2800.00 - 2800.00	200.00 - 220.00
Kurunegala	-	-	170.00 - 200.00	-	-	300.00 - 340.00	460.00 - 500.00	-	2700.00 - 2800.00	190.00 - 200.00
Nikaweratiya	-	-	150.00 - 180.00	-	-	180.00 - 220.00	400.00 - 450.00	-	-	-
Dambulla	250.00 - 300.00	150.00 - 200.00	160.00 - 200.00	600.00 - 650.00	500.00 - 600.00	350.00 - 400.00	500.00 - 600.00	300.00 - 350.00	3000.00 - 3200.00	220.00 - 230.00
Anuradhapura	-	-	-	-	-	-	-	-	-	-
Thambuththegama	-	-	120.00 - 200.00	-	-	-	500.00 - 650.00	-	-	200.00 - 250.00
Polonnaruwa	-	-	180.00 - 200.00	900.00 - 900.00	-	-	-	-	2800.00 - 3000.00	200.00 - 250.00
Kaluthara	-	-	200.00 - 250.00	-	450.00 - 600.00	-	700.00 - 800.00	450.00 - 500.00	2500.00 - 3000.00	160.00 - 180.00
Badulla	300.00 - 300.00	150.00 - 200.00	120.00 - 200.00	600.00 - 800.00	600.00 - 700.00	200.00 - 250.00	350.00 - 400.00	250.00 - 350.00	2500.00 - 3000.00	150.00 - 250.00
Keppetipola	-	-	150.00 - 160.00	-	350.00 - 360.00	300.00 - 360.00	-	240.00 - 280.00	2400.00 - 2600.00	180.00 - 200.00
Moneragala	400.00 - 420.00	-	150.00 - 160.00	-	400.00 - 460.00	480.00 - 500.00	-	250.00 - 300.00	2900.00 - 3000.00	160.00 - 200.00
Kegalle	-	-	100.00 - 120.00	900.00 - 1000.00	600.00 - 680.00	350.00 - 400.00	400.00 - 450.00	550.00 - 600.00	2500.00 - 2600.00	150.00 - 160.00
Ampara	-	-	180.00 - 200.00	600.00 - 650.00	-	400.00 - 450.00	650.00 - 680.00	-	2500.00 - 2600.00	200.00 - 230.00
Dehiattakandiya	-	-	-	-	-	-	-	-	-	-
Nuwaraeliya	-	160.00 - 180.00	200.00 - 220.00	750.00 - 780.00	360.00 - 380.00	400.00 - 420.00	660.00 - 680.00	240.00 - 260.00	2400.00 - 2800.00	200.00 - 220.00
Kandy	400.00 - 450.00	180.00 - 200.00	150.00 - 160.00	650.00 - 700.00	450.00 - 500.00	350.00 - 400.00	400.00 - 450.00	450.00 - 500.00	2600.00 - 2800.00	180.00 - 200.00
Puttalam	-	-	120.00 - 150.00	650.00 - 750.00	-	280.00 - 300.00	600.00 - 700.00	-	2800.00 - 3000.00	150.00 - 150.00
Hambantota	350.00 - 350.00	-	140.00 - 160.00	-	400.00 - 500.00	300.00 - 400.00	500.00 - 600.00	-	3000.00 - 3000.00	150.00 - 170.00
Rathnapura	-	-	120.00 - 150.00	-	500.00 - 600.00	300.00 - 400.00	450.00 - 600.00	400.00 - 500.00	2300.00 - 2800.00	140.00 - 160.00
Matara	-	-	-	-	-	-	-	-	-	-
Galle	480.00 - 500.00	250.00 - 280.00	180.00 - 200.00	800.00 - 900.00	560.00 - 600.00	580.00 - 600.00	600.00 - 660.00	580.00 - 620.00	2900.00 - 3000.00	180.00 - 200.00
Tissamaharama	-	-	160.00 - 180.00	-	400.00 - 420.00	-	-	380.00 - 400.00	2600.00 - 2800.00	180.00 - 190.00
Meegoda (DEC)	-	-	180.00 - 200.00	730.00 - 750.00	450.00 - 550.00	300.00 - 350.00	400.00 - 450.00	250.00 - 350.00	2600.00 - 2800.00	160.00 - 170.00
Embilipitiya	300.00 - 350.00	-	140.00 - 160.00	650.00 - 700.00	450.00 - 600.00	300.00 - 320.00	450.00 - 600.00	160.00 - 200.00	2600.00 - 3200.00	180.00 - 200.00
Jaffna	-	-	120.00 - 120.00	950.00 - 1050.00	-	-	-	-	-	-
Vavuniya	-	-	120.00 - 150.00	500.00 - 600.00	-	-	-	-	2550.00 - 2650.00	200.00 - 240.00
Mannar	-	-	200.00 - 250.00	450.00 - 500.00	550.00 - 600.00	200.00 - 250.00	800.00 - 1000.00	-	2750.00 - 2800.00	180.00 - 200.00
Killinochchi	-	-	-	-	-	-	-	-	-	-
Mullaittivu	-	-	180.00 - 220.00	-	-	-	-	-	2500.00 - 2600.00	180.00 - 220.00
Batticaloa	-	-	200.00 - 200.00	600.00 - 600.00	600.00 - 650.00	-	600.00 - 650.00	-	2400.00 - 2500.00	180.00 - 200.00
Trincomalee	-	-	-	-	-	-	-	-	-	-
Veyangoda	-	-	180.00 - 200.00	-	500.00 - 550.00	350.00 - 380.00	350.00 - 400.00	450.00 - 500.00	2500.00 - 2600.00	150.00 - 180.00
Galenbindunuwewa	-	-	100.00 - 140.00	-	-	-	400.00 - 600.00	-	2600.00 - 2900.00	200.00 - 230.00
Bandarawela	400.00 - 450.00	160.00 - 180.00	170.00 - 200.00	700.00 - 800.00	500.00 - 600.00	360.00 - 400.00	450.00 - 550.00	300.00 - 360.00	2700.00 - 2800.00	180.00 - 200.00
Matale	-	-	-	-	-	-	-	-	-	-

Table 09: Selected Markets: Wholesale Price of Fresh Fish & Eggs (Rs/kg & Rs/egg)

Week 22: 29 May - 04 June 2026

Locations	Sea Fish					
	Salaya	Hurulla	Balaya	Kelawalla	Thora	Paraw
Colombo	400.00 – 500.00	900.00 – 1200.00	900.00 – 1000.00	1600.00 – 1800.00	3000.00 – 3500.00	1200.00 – 1500.00
Kandy	850.00 – 900.00	1150.00 – 1200.00	1300.00 – 1450.00	1800.00 – 1850.00	3000.00 – 3100.00	1600.00 – 1700.00
Kaluthara	-	-	1200.00 – 1350.00	1800.00 – 1850.00	-	1400.00 – 1500.00
Puttalam	850.00 – 950.00	-	1250.00 – 1300.00	1750.00 – 1850.00	-	-
Matara	-	-	-	-	-	-
Hambantota	900.00 – 900.00	1200.00 – 1300.00	950.00 – 950.00	2000.00 – 2000.00	-	-
Galle	850.00 – 900.00	1200.00 – 1300.00	1000.00 – 1100.00	1550.00 – 1700.00	-	1400.00 – 1500.00
Batticaloa	550.00 – 600.00	1000.00 – 1000.00	1300.00 – 1400.00	1500.00 – 1500.00	-	1400.00 – 1400.00
Trincomalee	-	-	-	-	-	-
Mannar	750.00 – 800.00	1000.00 – 1100.00	1300.00 – 1350.00	-	-	1550.00 – 1600.00

Locations	Sea Fish				Eggs	
	Mora	Shrimps	Thalapath	Teppeli	Brown	White
Colombo	1400.00 – 1700.00	1600.00 – 2400.00	2200.00 – 2400.00	-	40.00 – 41.00	37.00 – 39.00
Kandy	1700.00 – 1800.00	1800.00 – 1900.00	2300.00 – 2400.00	-	38.00 – 39.00	37.00 – 38.00
Kaluthara	-	-	2000.00 – 2200.00	-	-	-
Puttalam	2000.00 – 2100.00	1500.00 – 1800.00	-	-	38.00 – 39.00	38.00 – 38.00
Matara	-	-	-	-	-	-
Hambantota	-	2000.00 – 2000.00	-	-	-	-
Galle	-	-	1750.00 – 2200.00	-	-	-
Batticaloa	1000.00 – 1000.00	1500.00 – 1500.00	2000.00 – 2000.00	-	40.00 – 40.00	38.00 – 38.00
Trincomalee	-	-	-	-	-	-
Mannar	1850.00 – 2000.00	1400.00 – 1450.00	-	-	38.00 – 39.00	36.00 – 37.00

Table 10: Selected Markets: Wholesale Price of Dried Fish (Rs/kg)

Week 22: 29 May - 04 June 2026

Locations	Local Dried Fish					
	Sprats	Kattawa	Thora	Mora	Balaya	Anguluwa
Colombo	1700.00 – 2000.00	2400.00 – 2550.00	-	2600.00 – 2800.00	1250.00 – 1800.00	2000.00 – 2200.00
Kandy	1500.00 – 1600.00	-	-	2800.00 – 2850.00	1500.00 – 1600.00	-
Batticaloa	1100.00 – 1100.00	2700.00 – 2800.00	-	-	2500.00 – 2500.00	-
Trincomalee	-	-	-	-	-	-
Mannar	1100.00 – 1200.00	2400.00 – 2500.00	-	2000.00 – 2150.00	1100.00 – 1150.00	950.00 – 1000.00

Locations	Local Dried Fish			Imported Dried Fish		
	Maduwa	Koduwa	Salaya	Sprats	Kattawa	Thora
Colombo	1650.00 – 1800.00	-	850.00 – 1100.00	1000.00 – 1200.00	2400.00 – 2500.00	-
Kandy	-	-	900.00 – 920.00	1050.00 – 1250.00	2400.00 – 2500.00	-
Batticaloa	-	-	800.00 – 900.00	1100.00 – 1150.00	-	-
Trincomalee	-	-	-	-	-	-
Mannar	800.00 – 850.00	-	-	-	-	-

Locations	Imported Dried Fish					
	Mora	Balaya	Anguluwa	Maduwa	Koduwa	Salaya
Colombo	2400.00 – 2600.00	-	2000.00 – 2500.00	1700 – 1800	-	-
Kandy	-	-	-	-	-	-
Batticaloa	-	-	-	-	-	-
Trincomalee	-	-	-	-	-	-
Mannar	-	-	-	-	-	-

Table 12: Selected Markets: Retail Price of Dried Fish (Rs/kg)

Week 22: 29 May - 04 June 2026

LOCATIONS	Dried Fish													
	Sprats-Imported		Kattawa		Thora		Mora		Balaya		Anguluwa		Salaya	
Colombo	-	-	2600.00 - 3400.00	3200.00 - 4200.00	2800.00 - 3600.00	1600.00 - 2600.00	2700.00 - 3200.00	1100.00 - 1300.00	-	-	-	-	-	-
Gampaha	-	-	3200.00 - 3260.00	-	3000.00 - 3400.00	1900.00 - 2000.00	-	760.00 - 1000.00	-	-	-	-	-	-
Kurunegala	-	-	2900.00 - 3000.00	-	2800.00 - 2800.00	1800.00 - 1900.00	2100.00 - 2200.00	800.00 - 900.00	-	-	-	-	-	-
Nikaweratiya	1300.00 - 1400.00	-	2800.00 - 3000.00	-	-	1800.00 - 2000.00	2800.00 - 3000.00	800.00 - 1000.00	-	-	-	-	-	-
Dambulla	-	-	3000.00 - 3200.00	-	3000.00 - 3300.00	1700.00 - 1800.00	2300.00 - 2400.00	-	-	-	-	-	-	-
Anuradhapura	-	-	-	-	-	-	-	-	-	-	-	-	-	-
Thambuththegama	-	-	-	-	2800.00 - 3200.00	1550.00 - 1800.00	1400.00 - 1600.00	1400.00 - 1500.00	-	-	-	-	-	-
Polonnaruwa	-	-	-	-	-	-	-	-	-	-	-	-	-	-
Kaluthara	-	-	2800.00 - 3500.00	-	3000.00 - 3200.00	1600.00 - 2000.00	2800.00 - 3000.00	-	-	-	-	-	-	-
Badulla	1400.00 - 1500.00	-	-	-	-	-	-	-	-	-	-	-	-	-
Keppetipola	-	-	-	-	-	-	-	-	-	-	-	-	-	-
Moneragala	-	-	-	-	-	-	-	-	-	-	-	-	-	-
Kegalle	1600.00 - 1700.00	-	3350.00 - 3460.00	3500.00 - 3600.00	-	2000.00 - 2100.00	2400.00 - 2460.00	-	-	-	-	-	-	-
Ampara	1500.00 - 1600.00	-	2500.00 - 2500.00	2800.00 - 3000.00	2900.00 - 3000.00	2000.00 - 2200.00	-	-	-	-	-	-	-	-
Dehiattakandiya	-	-	-	-	-	-	-	-	-	-	-	-	-	-
Nuwaraeliya	-	-	3100.00 - 3200.00	3250.00 - 3350.00	3000.00 - 3100.00	1850.00 - 1900.00	1860.00 - 1880.00	980.00 - 1000.00	-	-	-	-	-	-
Kandy	-	-	-	-	3000.00 - 3200.00	2000.00 - 2200.00	-	1200.00 - 1300.00	-	-	-	-	-	-
Puttalam	1550.00 - 1600.00	-	3000.00 - 3200.00	-	2850.00 - 2900.00	1550.00 - 1600.00	1250.00 - 1400.00	1250.00 - 1300.00	-	-	-	-	-	-
Hambantota	-	-	-	-	-	1500.00 - 1800.00	-	-	-	-	-	-	-	-
Rathnapura	1380.00 - 1450.00	-	3200.00 - 3360.00	-	3100.00 - 3200.00	1880.00 - 1960.00	2760.00 - 2840.00	800.00 - 1000.00	-	-	-	-	-	-
Matara	-	-	-	-	-	-	-	-	-	-	-	-	-	-
Galle	1500.00 - 2000.00	-	-	-	-	1600.00 - 1800.00	2000.00 - 2400.00	1000.00 - 1200.00	-	-	-	-	-	-
Tissamaharama	-	-	-	-	-	-	-	-	-	-	-	-	-	-
Meegoda	-	-	-	-	-	1800.00 - 2000.00	-	1200.00 - 1400.00	-	-	-	-	-	-
Embilipitiya	-	-	2700.00 - 2800.00	-	-	2100.00 - 2200.00	-	1000.00 - 1100.00	-	-	-	-	-	-
Jaffna	-	-	-	-	2600.00 - 2600.00	1400.00 - 1400.00	1400.00 - 1450.00	800.00 - 850.00	-	-	-	-	-	-
Vavuniya	1400.00 - 1500.00	-	2800.00 - 2900.00	-	2600.00 - 2700.00	1400.00 - 1500.00	1400.00 - 1500.00	800.00 - 900.00	-	-	-	-	-	-
Mannar	1250.00 - 1300.00	-	2750.00 - 2800.00	-	2500.00 - 2550.00	1350.00 - 1400.00	1000.00 - 1100.00	-	-	-	-	-	-	-
Killinochchi	-	-	-	-	-	-	-	-	-	-	-	-	-	-
Mullaittivu	1300.00 - 1350.00	-	2600.00 - 2650.00	2850.00 - 3000.00	2500.00 - 2600.00	1300.00 - 1400.00	1100.00 - 1200.00	1200.00 - 1250.00	-	-	-	-	-	-
Batticaloa	1300.00 - 1300.00	-	3000.00 - 3200.00	-	-	-	-	1000.00 - 1000.00	-	-	-	-	-	-
Trincomalee	-	-	-	-	-	-	-	-	-	-	-	-	-	-
Veyangoda	1600.00 - 1600.00	-	-	-	-	1720.00 - 1800.00	-	1320.00 - 1400.00	-	-	-	-	-	-
Galenbindunuwewa	-	-	3300.00 - 3500.00	3200.00 - 3500.00	3100.00 - 3500.00	1900.00 - 2200.00	2000.00 - 2300.00	1000.00 - 1400.00	-	-	-	-	-	-
Bandarawela	-	-	-	-	-	-	-	-	-	-	-	-	-	-
Matale	-	-	-	-	-	-	-	-	-	-	-	-	-	-

Table 13: Selected Markets: Retail Price of Meat (Rs/kg)

Week 22: 29 May - 04 June 2026

LOCATIONS	Meat		Meat (Chicken)		Meat					
	Beef		Broiler	Curry	Mutton	Pork				
Colombo	3200.00	- 3300.00	1390.00	- 1400.00	1290.00	- 1350.00	4300.00	- 4500.00	2700.00	- 2800.00
Gampaha	-		1300.00	- 1350.00	1400.00	- 1400.00	-		2600.00	- 2600.00
Kurunegala	2600.00	- 2600.00	1280.00	- 1350.00	-		-		2700.00	- 2700.00
Nikaweratiya	-		1250.00	- 1380.00	-		-		-	
Dambulla	-		1380.00	- 1450.00	1450.00	- 1500.00	-		2600.00	- 2700.00
Anuradhapura	-		-		-		-		-	
Thambuththegama	-		1250.00	- 1400.00	-		-		2600.00	- 2800.00
Polonnaruwa	2700.00	- 2700.00	1450.00	- 1460.00	1600.00	- 1700.00	5000.00	- 5000.00	2800.00	- 2800.00
Kaluthara	-		-		1350.00	- 1400.00	-		-	
Badulla	2600.00	- 3000.00	1400.00	- 1550.00	1400.00	- 1430.00	3650.00	- 3700.00	-	
Keppetipola	-		1340.00	- 1350.00	1450.00	- 1500.00	-		-	
Moneragala	2800.00	- 2800.00	1300.00	- 1450.00	1600.00	- 1650.00	-		3000.00	- 3200.00
Kegalle	2800.00	- 2800.00	1430.00	- 1450.00	1280.00	- 1350.00	3800.00	- 3850.00	2950.00	- 3000.00
Ampara	2400.00	- 2500.00	1400.00	- 1550.00	-		-		2900.00	- 3500.00
Dehiattakandiya	-		-		-		-		-	
Nuwaraeliya	-		1300.00	- 1380.00	1460.00	- 1480.00	-		-	
Kandy	2700.00	- 2700.00	1280.00	- 1300.00	1270.00	- 1280.00	3900.00	- 4000.00	2800.00	- 2900.00
Puttalam	2700.00	- 2800.00	1450.00	- 1500.00	1600.00	- 1700.00	4500.00	- 4500.00	-	
Hambantota	-		1450.00	- 1450.00	1250.00	- 1300.00	-		3000.00	- 3100.00
Rathnapura	2900.00	- 2900.00	1400.00	- 1430.00	1250.00	- 1300.00	4000.00	- 4000.00	2700.00	- 2700.00
Matara	-		-		-		-		-	
Galle	2800.00	- 2900.00	1400.00	- 1400.00	1400.00	- 1400.00	3800.00	- 3900.00	-	
Tissamaharama	-		1400.00	- 1550.00	-		-		-	
Meegoda	-		1380.00	- 1400.00	1380.00	- 1380.00	-		3000.00	- 3000.00
Embilipitiya	-		1280.00	- 1350.00	1300.00	- 1350.00	4500.00	- 4700.00	2800.00	- 2900.00
Jaffna	2300.00	- 2350.00	1650.00	- 1680.00	1700.00	- 1750.00	3800.00	- 3900.00	-	
Vavuniya	2200.00	- 2300.00	1400.00	- 1500.00	1600.00	- 1700.00	3800.00	- 4000.00	-	
Mannar	2250.00	- 2300.00	1550.00	- 1600.00	1600.00	- 1650.00	-		-	
Killinochchi	-		-		-		-		-	
Mullaittivu	2300.00	- 2300.00	1550.00	- 1600.00	1600.00	- 1650.00	-		-	
Batticaloa	2400.00	- 2500.00	1400.00	- 1450.00	1600.00	- 1650.00	4000.00	- 4000.00	-	
Trincomalee	-		-		-		-		-	
Veyangoda	2800.00	- 2800.00	1300.00	- 1350.00	-		-		2600.00	- 2700.00
Galenbindunuwewa	2600.00	- 2600.00	1250.00	- 1280.00	1450.00	- 1450.00	3600.00	- 3600.00	2400.00	- 2500.00
Bandarawela	2400.00	- 2500.00	1250.00	- 1320.00	-		3800.00	- 3900.00	-	
Matale	-		-		-		-		-	

Table 14: Colombo: Wholesale Prices (Rs/kg or Rs/each)

Week 22: 29 May - 04 June 2026

COMMODITY	Range	Average Price			Change Compared to		COMMODITY	Range	Average Price			Change Compared to	
		This Week	Last Week	Last Year	Last Week (%)	Last Year (%)			This Week	Last Week	Last Year	Last Week (%)	Last Year (%)
<u>Rice</u>							<u>Coconut</u>						
Local							Large	150.00 - 160.00	155.00	155.00	184.00	0.00	-15.76
Samba 1	240.00 - 245.00	241.25	246.25	243.13	-2.03	-0.77	Small	130.00 - 140.00	135.00	135.00	160.00	0.00	-15.63
Samba 2	235.00 - 238.00	236.50	240.75	236.50	-1.77	0.00							
Keeri Samba	330.00 - 340.00	335.00	340.00	283.33	-1.47	18.24	<u>Fruits (Rs/kg)</u>						
Nadu 1	200.00 - 205.00	202.14	205.63	228.00	-1.69	-11.34	Plantain						
Nadu 2	195.00 - 198.00	196.20	198.75	221.00	-1.28	-11.22	Ambul	80.00 - 120.00	108.00	80.91	73.00	33.48	47.95
Raw (Red)	175.00 - 185.00	180.00	182.86	212.43	-1.56	-15.27	Kolikuttu	230.00 - 260.00	244.44	218.00	174.00	12.13	40.49
Raw (White)	185.00 - 195.00	190.00	193.13	212.71	-1.62	-10.68	Seeni	80.00 - 120.00	107.50	92.73	86.00	15.93	25.00
Imported							Anamalu	180.00 - 220.00	195.56	170.91	196.80	14.42	-0.63
Samba	225.00 - 235.00	228.75	227.50	235.00	0.55	-2.66	Ambun	180.00 - 230.00	200.00	183.64	210.60	8.91	-5.03
Nadu	-	-	-	-	-	-	Papaw	120.00 - 180.00	141.11	107.78	106.00	30.93	33.12
Raw (Red)	-	-	-	-	-	-	Passion Fruit	500.00 - 700.00	600.00	668.75	350.00	-10.28	71.43
Raw (White)	-	-	-	-	-	-	Pineapple	220.00 - 250.00	227.50	231.25	236.67	-1.62	-3.87
<u>Dried Chillies</u>							Pineapple Medium	-	-	-	-	-	-
Imported	1000.00 - 1050.00	1030.00	941.67	525.00	9.38	96.19	Pineapple Small	-	-	-	-	-	-
<u>Onion</u>							Mango						
Sinnan	220.00 - 230.00	225.00	220.00	-	2.27	-	Betti	120.00 - 250.00	177.50	-	-	-	-
Vedalan	-	-	-	-	-	-	Karthakolomban	300.00 - 600.00	438.89	356.25	456.00	23.20	-3.75
Imported	280.00 - 370.00	322.50	286.00	347.50	12.76	-7.19	Vilad	150.00 - 350.00	243.75	178.75	-	36.36	
<u>Big Onion</u>							Kohu	-	-	-	-	-	-
Imported	150.00 - 185.00	170.00	178.57	95.71	-4.80	77.61	<u>Other</u>						
Local	-	-	-	-	-	-	Wood Apple	250.00 - 400.00	336.36	266.25	590.00	26.33	-42.99
<u>Potato</u>							Orange	150.00 - 300.00	208.18	204.44	435.00	1.83	-52.14
Welimada	-	-	-	-	-	-	Avocado	450.00 - 700.00	554.17	612.50	357.00	-9.52	55.23
N'Eliya	290.00 - 320.00	300.00	260.00	335.00	15.38	-10.45	Slime Apple	150.00 - 300.00	225.00	222.50	135.00	1.12	66.67
Imported	150.00 - 170.00	160.63	165.00	161.67	-2.65	-0.64	Grapes Imp.,	1640.00 - 2000.00	1848.57	1962.86	1883.33	-5.82	-1.85
<u>Pulses</u>							King Coconut	150.00 - 180.00	166.25	167.78	132.00	-0.91	25.95
Green Gram	800.00 - 860.00	826.67	825.00	762.50	0.20	8.42	<u>Sea Fish</u>						
Cowpea (White)	700.00 - 800.00	762.50	750.00	683.33	1.67	11.59	Salaya	400.00 - 500.00	450.00	700.00	715.00	-35.71	-37.06
Cowpea (Red)	670.00 - 800.00	742.50	750.00	750.00	-1.00	-1.00	Hurulla	900.00 - 1200.00	1033.33	1133.33	1330.00	-8.82	-22.31
Red Dhal	235.00 - 250.00	241.88	243.13	252.00	-0.51	-4.02	Balaya	900.00 - 1000.00	966.67	1033.33	1460.00	-6.45	-33.79
<u>Vegetable</u>							Kelawalla	1600.00 - 1800.00	1700.00	1675.00	1795.00	1.49	-5.29
Beans (Butter)	-	-	-	-	-	-	Thora	3000.00 - 3500.00	3237.50	3300.00	3420.00	-1.89	-5.34
Beans(Green)	300.00 - 500.00	400.00	575.00	375.00	-30.43	6.67	Paraw	1200.00 - 1500.00	1320.00	1300.00	1560.00	1.54	-15.38
Carrot	280.00 - 380.00	328.00	257.00	563.00	27.63	-41.74	Mora	1400.00 - 1700.00	1512.50	1533.33	1445.00	-1.36	4.67
Leeks	350.00 - 400.00	372.00	294.00	208.00	26.53	78.85	Shrimps	1600.00 - 2400.00	1925.00	1370.00	1350.00	40.51	42.59
Beetroot	320.00 - 400.00	360.00	308.89	405.00	16.55	-11.11	Thalapat	2200.00 - 2400.00	2325.00	2766.67	2700.00	-15.96	-13.89
Knolkhol	300.00 - 350.00	324.00	244.00	250.00	32.79	29.60	<u>Eggs</u>						
Raddish	120.00 - 220.00	171.00	212.00	134.00	-19.34	27.61	Brown	40.00 - 41.00	40.50	37.50	33.00	8.00	22.73
Cabbage	80.00 - 150.00	119.00	101.00	308.00	17.82	-61.36	White	37.00 - 39.00	38.00	35.50	30.89	7.04	23.02
Tomato	350.00 - 400.00	376.00	350.00	513.00	7.43	-26.71	<u>Dried Fish</u>						
Ladies Fingers	100.00 - 220.00	156.00	231.00	85.00	-32.47	83.53	Sprats	1700.00 - 2000.00	1835.00	1707.50	1472.22	7.47	24.64
Brinjal	300.00 - 450.00	375.00	350.00	354.00	7.14	5.93	Sprats (Imported)	1000.00 - 1200.00	1135.00	950.00	706.25	19.47	60.71
Capsicum	300.00 - 450.00	387.00	515.00	685.00	-24.85	-43.50	Kattawa	2400.00 - 2550.00	2468.75	2500.00	-	-1.25	-
Pumpkin	70.00 - 90.00	83.00	95.00	114.00	-12.63	-27.19	Kattawa (Imported)	2400.00 - 2500.00	2457.14	2462.50	1777.78	-0.22	38.21
Cucumber	100.00 - 180.00	124.55	192.00	55.00	-35.13	126.45	Thora	-	-	-	-	-	-
Bitter Gourd	500.00 - 600.00	555.00	540.00	459.00	2.78	20.92	Thora (Imported)	-	-	3162.50	-	-	-
Snake Gourd	200.00 - 250.00	227.00	284.00	215.00	-20.07	5.58	Mora	2600.00 - 2800.00	2693.75	2787.50	1975.00	-3.36	36.39
Drumstick	400.00 - 900.00	600.00	730.00	780.00	-17.81	-23.08	Mora (Imported)	2400.00 - 2600.00	2531.25	2600.00	-	-2.64	-
Luffa	300.00 - 400.00	363.00	420.00	186.00	-13.57	95.16	Balaya	1250.00 - 1800.00	1555.00	1407.50	1577.78	10.48	-1.44
Long Beans	100.00 - 250.00	175.45	230.00	162.00	-23.72	8.31	Balaya (Imported)	-	-	-	-	-	-
Ash Plantain	80.00 - 140.00	107.78	113.00	79.00	-4.62	36.43	Anguluwa	2000.00 - 2200.00	2150.00	2500.00	-	-14.00	-
Green Chillies	450.00 - 600.00	528.00	221.00	487.00	138.91	8.42	Anguluwa (Imported)	2000.00 - 2500.00	2293.75	2487.50	1616.67	-7.79	41.88
Lime	450.00 - 600.00	530.00	455.00	281.00	16.48	88.61	Maduwa	1650.00 - 1800.00	1708.33	1516.67	1516.67	12.64	12.64
<u>Root Crops</u>							Maduwa (Imported)	1700.00 - 1800.00	1762.50	1050.00	-	67.86	-
Sweet Potato	150.00 - 180.00	165.00	171.00	176.00	-3.51	-6.25	Koduwa	-	-	-	-	-	-
Manioc	100.00 - 150.00	122.00	115.00	100.00	6.09	22.00	Koduwa (Imported)	-	-	-	-	-	-
<u>Leafy Vegetable</u>							Salaya	850.00 - 1100.00	937.50	826.00	737.50	13.50	27.12
Mukunuwenna	120.00 - 130.00	125.00	131.43	105.09	-4.89	18.95	Salaya (Imported)	-	-	-	-	-	-
Kankun	120.00 - 130.00	125.00	131.43	105.09	-4.89	18.95							
Gotukola	300.00 - 350.00	317.50	336.25	312.00	-5.58	1.76							

This Week: Week 22: 29 May - 04 June 2026
 Last Week: Week 21: 22 - 28 May 2026

Table 15: Colombo &Suburbs: Retail Prices (Rs/kg or Rs/piece)

Week 22: 29 May - 04 June 2026

COMMODITY	Range	Average Price			Change Compared to		COMMODITY	Range	Average Price			Change Compared to	
		This Week	Last Week	Last Year	Last Week	Last Year (%)			This Week	Last Week	Last Year	Last Week	Last Year (%)
<u>Rice</u>													
Local													
Samba 1	260.00 - 280.00	270.00	270.00	251.76	0.00	7.24	Large	160.00 - 190.00	177.62	179.47	215.68	-1.85	-17.65
Samba 2	-	-	-	-	-	-	Small	140.00 - 150.00	145.00	146.09	194.50	-1.09	-25.45
Keeri Samba	360.00 - 390.00	373.82	373.82	288.57	0.00	29.54	<u>Fruits (Rs/fruit)</u>						
Nadu 1	220.00 - 240.00	230.87	231.67	234.76	-0.80	-1.66	Plantain						
Nadu 2	-	-	-	-	-	-	Ambul (Rs/kg)	150.00 - 220.00	184.00	169.09	144.50	14.91	27.34
Raw (Red)	200.00 - 220.00	217.22	218.33	224.35	-1.11	-3.18	Kolikuttu (Rs/kg)	280.00 - 400.00	338.95	332.17	270.43	6.77	25.33
Raw (White)	210.00 - 230.00	222.38	223.00	223.64	-0.62	-0.56	Seeni (Rs/kg)	150.00 - 230.00	188.95	181.36	160.00	7.58	18.09
Imported													
Samba	260.00 - 280.00	280.00	267.00	250.91	13.00	11.59	Anamalu	250.00 - 380.00	309.29	305.50	305.26	3.79	1.32
Nadu	-	-	-	-	-	-	Ambun	250.00 - 380.00	309.29	307.00	314.21	2.29	-1.57
Raw (Red)	-	-	-	-	-	-	Papaw(Rs/kg)	180.00 - 300.00	241.43	216.00	182.50	25.43	32.29
Raw (White)	-	-	-	-	-	-	Passion Fruit	700.00 - 1100.00	852.94	842.31	580.00	10.63	47.06
<u>Dried Chillies</u>													
Imported	1100.00 - 1400.00	1247.50	1184.21	778.10	63.29	60.33	Pineapple Large	280.00 - 450.00	324.74	362.63	295.29	-37.89	9.97
<u>Onion</u>													
Sinnan	-	-	-	-	-	-	Pineapple Medium	-	-	-	-	-	-
Vedalan	-	-	-	-	-	-	Pineapple Small	-	-	-	-	-	-
Imported	400.00 - 520.00	452.00	414.78	468.00	37.22	-3.42	Mango						
Big Onion													
Imported	220.00 - 260.00	236.25	242.11	150.40	-5.86	57.08	Betti	300.00 - 450.00	396.67	378.57	-	18.10	-
Local	-	-	-	-	-	-	Karthakolomban	500.00 - 800.00	645.00	638.89	587.14	6.11	9.85
<u>Potato</u>													
Welimada	-	-	-	-	-	-	Vilad	550.00 - 600.00	582.50	424.55	-	157.95	-
N'Eliya	380.00 - 460.00	406.67	405.71	436.67	0.95	-6.87	Kohu	-	-	-	-	-	-
Imported	200.00 - 240.00	220.00	225.71	229.13	-5.71	-3.98	Other						
Pulses													
Green Gram	900.00 - 1100.00	1003.18	1002.22	915.00	0.96	9.64	Wood Apple	400.00 - 800.00	614.29	636.84	1061.54	-22.56	-42.13
Cowpea (White)	900.00 - 1200.00	1075.24	1038.89	873.08	36.35	23.15	Orange	350.00 - 600.00	473.75	470.45	753.57	3.30	-37.13
Cowpea (Red)	900.00 - 1200.00	1015.50	1023.33	877.06	-7.83	15.78	Avocado	600.00 - 900.00	780.00	836.84	596.25	-56.84	30.82
Red Dhal	270.00 - 340.00	305.00	306.84	289.17	-1.84	5.48	Slime Apple	400.00 - 800.00	538.46	569.44	442.31	-30.98	21.74
<u>Vegetable</u>													
Beans (Butter)	-	-	-	-	-	-	Grapes (Imp., Rs/kg)	2200.00 - 3000.00	2633.33	2657.89	2568.75	-24.56	2.51
Beans(Green)	450.00 - 800.00	620.95	682.50	447.92	-61.55	38.63	King Coconut	180.00 - 250.00	209.50	197.33	186.00	12.17	12.63
Carrot	300.00 - 600.00	445.71	418.18	742.86	27.53	-40.00	Sea Fish						
Leeks	400.00 - 700.00	543.50	464.76	400.80	78.74	35.60	Salaya	1000.00 - 1200.00	1030.00	976.92	898.42	53.08	14.65
Beetroot	350.00 - 650.00	519.52	482.00	583.91	37.52	-11.03	Hurulla	1300.00 - 1400.00	1340.00	1350.00	-	-10.00	-
Knolkhol	350.00 - 650.00	502.31	478.46	443.53	23.85	13.25	Balaya	1500.00 - 1500.00	1500.00	1572.73	1622.22	-72.73	-7.53
Raddish	230.00 - 500.00	364.21	378.46	273.91	-14.25	32.97	Kelawalla	2800.00 - 3200.00	2933.33	2600.00	2675.00	333.33	9.66
Cabbage	160.00 - 400.00	312.86	303.50	470.83	9.36	-33.55	Thora	3600.00 - 4400.00	4000.00	4035.71	4125.00	-35.71	-3.03
Tomato	400.00 - 800.00	625.00	549.44	730.83	75.56	-14.48	Paraw	2400.00 - 3200.00	2800.00	2504.17	2487.50	295.83	12.56
Ladies Fingers	240.00 - 560.00	406.19	407.89	292.40	-1.70	38.92	Mora	2000.00 - 2000.00	2000.00	1965.00	-	35.00	-
Brinjal	500.00 - 680.00	590.48	512.17	476.54	78.30	23.91	Shrimps	2000.00 - 2600.00	2466.67	2100.00	2140.00	366.67	15.26
Capsicum	450.00 - 900.00	683.33	694.21	929.20	-10.88	-26.46	Thalpath	3000.00 - 3200.00	3150.00	3023.08	3140.00	126.92	0.32
Pumpkin	140.00 - 320.00	214.00	223.16	256.67	-9.16	-16.62	Eggs						
Cucumber	180.00 - 320.00	268.42	297.14	205.22	-28.72	30.80	Brown	41.00 - 42.00	41.18	40.36	34.89	0.82	18.02
Bitter Gourd	600.00 - 900.00	715.79	691.33	557.73	24.46	28.34	White	38.00 - 41.00	39.25	38.33	32.79	0.92	19.70
Snake Gourd	320.00 - 600.00	471.90	478.10	373.33	-6.19	26.40	Dried Fish						
Drumstick	720.00 - 1200.00	955.00	964.29	1176.47	-9.29	-18.83	Sprats	1800.00 - 2600.00	2177.78	2166.67	1916.67	11.11	13.62
Luffa	400.00 - 700.00	548.50	583.89	390.56	-35.39	40.44	Sprats (Imported)	-	-	2166.67	1105.00	-	-
Long Beans	300.00 - 500.00	393.81	412.22	346.19	-18.41	13.76	Kattawa	2600.00 - 3400.00	3057.14	3094.44	2465.00	-37.30	24.02
Ash Plantain	160.00 - 360.00	243.33	283.33	234.35	-40.00	3.83	Thora	3200.00 - 4200.00	3725.00	4080.00	-	-355.00	-
Green Chillies	550.00 - 1000.00	739.05	584.00	764.80	155.05	-3.37	Mora	2800.00 - 3600.00	3164.29	3228.57	2563.64	-64.29	23.43
Lime	550.00 - 1000.00	738.00	673.81	617.20	64.19	19.57	Balaya	1600.00 - 2600.00	2207.69	2140.00	2035.29	67.69	8.47
<u>Root Crops</u>													
Sweet Potato	200.00 - 380.00	303.00	289.47	303.48	13.53	-0.16	Anguluwa	2700.00 - 3200.00	2891.67	3200.00	2375.00	-308.33	21.75
Manioc	160.00 - 240.00	211.11	221.33	208.95	-10.22	1.04	Maduwa	-	-	-	-	-	-
<u>Leafy Vegetable</u>													
Mukunuwenna	240.00 - 300.00	285.33	266.67	220.00	18.67	29.70	Koduwa	-	-	-	-	-	-
Kankun	240.00 - 300.00	286.25	268.89	220.00	17.36	30.11	Salaya	1100.00 - 1300.00	1190.00	1143.75	1200.00	46.25	-0.83
Gotukola	300.00 - 450.00	357.00	352.50	506.50	4.50	-29.52	Meat						
Beef (without Bones)													
Chicken (Broiler)													
Chicken (Curry)													
Mutton													
Pork													

This Week: Week 22: 29 May - 04 June 2026
 Last Week: Week 21: 22 - 28 May 2026

Table 16: Farmgate/Producer Prices of Food Commodities in Selected Producing Areas (Rs/kg)

Week 22: 29 May - 04 June 2026

COMMODITY	Range	Average Price	COMMODITY	Range	Average Price	COMMODITY	Range	Average Price
<u>Paddy</u>			<u>Vegetable (Up Country)</u>			<u>Snake Gourd</u>		
Short Grain			Beans			Dambulla	240.00 – 280.00	258.00
A'pura	-		Dambulla	290.00 – 340.00	316.00	Hambantota	-	
P'naruwa	134.00 – 136.00	134.80	Welimada	265.00 – 280.00	272.00	Embilipitiya	230.00 – 250.00	240.00
Kalawewa	125.00 – 127.00	125.60	Badulla	-		Matara	-	
Kurunegala	130.00 – 135.00	132.67	Carrot			A'pura	-	
Dehiattakandiya	-		N'Eliya	310.00 – 330.00	322.00	Luffa		
Nikaweratiya	130.00 – 135.00	132.50	Welimada	340.00 – 360.00	351.00	Dambulla	240.00 – 300.00	269.75
Ampara	130.00 – 135.00	132.33	Hanguranketha	280.00 – 320.00	300.00	Hambantota	-	
Long Grain (White)			Leeks			Embilipitiya	300.00 – 320.00	310.00
A'pura	-		N'Eliya	270.00 – 290.00	278.00	Matara	-	
P'naruwa	108.00 – 109.00	108.40	Welimada	280.00 – 300.00	287.00	A'pura	-	
Kalawewa	100.00 – 105.00	102.00	Beetroot			Green Chillies		
Kurunegala	103.00 – 107.00	105.33	N'Eliya	270.00 – 290.00	280.00	Dambulla	340.00 – 390.00	368.00
Dehiattakandiya	-		Dambulla	200.00 – 220.00	210.00	Hambantota	-	
Embilipitiya	-		Kurunegala	-		Embilipitiya	-	
Nikaweratiya	104.00 – 108.00	106.50	Welimada	280.00 – 300.00	289.00	Puttalam	285.00 – 285.00	285.00
Hambantota	-		Hanguranketha	-		A'pura	-	
Ampara	102.00 – 108.00	103.75	Knol Khol			Pumpkin		
Long Grain (Red)			N'Eliya	250.00 – 265.00	257.00	Dambulla	76.00 – 95.00	86.60
Matara	-		Welimada	265.00 – 290.00	277.00	Hambantota	-	
Hambantota	90.00 – 95.00	92.50	Hanguranketha	250.00 – 260.00	255.00	Embilipitiya	80.00 – 100.00	90.00
Embilipitiya	96.00 – 100.00	98.00	Raddish			Matara	-	
Keeri Samba			N'Eliya	100.00 – 130.00	116.00	A'pura	-	
A'pura	-		Welimada	120.00 – 135.00	128.00	Moneragala	60.00 – 70.00	64.00
P'naruwa	172.00 – 172.00	172.00	Hambantota	-		Cucumber		
Kalawewa	158.00 – 162.00	160.40	Hanguranketha	150.00 – 180.00	165.00	A'pura	-	
Kurunegala	155.00 – 160.00	157.67	Cabbage			Dambulla	70.00 – 95.00	85.00
Dehiattakandiya	-		N'Eliya	130.00 – 140.00	134.00	Hambantota	-	
Red Onion			Welimada	110.00 – 130.00	121.00	Matara	-	
Puttalam	190.00 – 237.00	220.75	Badulla	-		Long Beans		
Jaffna	-		Hanguranketha	150.00 – 200.00	166.67	Dambulla	95.00 – 120.00	108.00
Big Onion			Tomato			Hambantota	250.00 – 280.00	263.33
Dambulla	-		Welimada	300.00 – 325.00	313.00	Embilipitiya	250.00 – 260.00	255.00
Kalawewa	-		Hambantota	-		Matara	-	
A'pura	-		Dambulla	300.00 – 340.00	320.00	A'pura	-	
Potato			Hanguranketha	250.00 – 350.00	305.00	Ash Plantain		
N'Eliya	230.00 – 250.00	238.00	Vegetable (Low Country)			Hambantota	30.00 – 40.00	35.00
Badulla	-		Ladies Fingers			Embilipitiya	80.00 – 100.00	90.00
Welimada	220.00 – 230.00	226.00	A'pura	-		Matara	-	
Pulses			Dambulla	76.00 – 90.00	84.80	Lime		
Green Gram			Hambantota	240.00 – 260.00	250.00	Hambantota	-	
Hambantota	-		Embilipitiya	100.00 – 120.00	110.00	Embilipitiya	460.00 – 500.00	480.00
Moneragala	550.00 – 600.00	570.00	Matara	-		Moneragala	400.00 – 420.00	408.00
Embilipitiya	740.00 – 750.00	745.00	Brinjal			Fruits (Rs/kg)		
Nikaweratiya	550.00 – 620.00	587.50	A'pura	-		Banana		
A'pura	-		Dambulla	390.00 – 440.00	416.00	Ambul		
Cowpea			Hambantota	250.00 – 260.00	255.00	Moneragala	40.00 – 50.00	44.00
Hambantota	-		Embilipitiya	230.00 – 250.00	240.00	Embilipitiya	30.00 – 50.00	40.00
Nikaweratiya	480.00 – 520.00	505.00	Matara	-		Hambantota	40.00 – 60.00	50.00
Moneragala	-		Welimada	340.00 – 370.00	359.00	Kolikuttu		
Embilipitiya	650.00 – 670.00	660.00	Capsicum			Moneragala	180.00 – 200.00	188.00
Maize			Badulla	-		Embilipitiya	160.00 – 200.00	180.00
A'pura	-		Welimada	400.00 – 430.00	417.50	Hambantota	150.00 – 180.00	163.33
Kalawewa	-		Bitter Gourd			Papaw		
Gingelly			A'pura	-		Moneragala	70.00 – 80.00	74.00
A'pura	-		Dambulla	440.00 – 480.00	457.50	Embilipitiya	90.00 – 100.00	95.00
Kalawewa	-		Hambantota	-		Hambantota	50.00 – 70.00	60.00
Black Gram			Embilipitiya	420.00 – 430.00	425.00	Pineapple		
A'pura	-		Matara	-		Divulapitiya	-	
Kalawewa	-							

Annex 01 - Colombo Markets: Retail Prices of Rice and Subsidiary Food Crops (Rs/kg)

Week 22: 29 May - 04 June 2026

27

CROP	PELIYAGODA	MAHARAGAMA	KIRULAPONE	NUGEGODA	NARAHENPITA	DEMATAGODA	THOTALANGA	KADAWATHA	KIRIBATHGODA
<u>Rice</u>									
Local									
Samba 1	260.00 - 270.00	270.00 - 270.00	270.00 - 280.00	260.00 - 270.00	280.00 - 280.00	260.00 - 260.00	270.00 - 280.00	270.00 - 280.00	270.00 - 280.00
Samba 2	-	-	-	-	-	-	-	-	-
Keeri Samba	360.00 - 370.00	380.00 - 380.00	370.00 - 380.00	380.00 - 390.00	380.00 - 390.00	370.00 - 370.00	360.00 - 370.00	370.00 - 370.00	380.00 - 385.00
Nadu 1	230.00 - 230.00	240.00 - 240.00	230.00 - 240.00	230.00 - 240.00	230.00 - 240.00	230.00 - 230.00	225.00 - 230.00	220.00 - 230.00	230.00 - 240.00
Nadu 2	-	-	-	-	-	-	-	-	-
Raw (Red)	210.00 - 220.00	220.00 - 220.00	200.00 - 220.00	-	220.00 - 220.00	220.00 - 220.00	220.00 - 220.00	220.00 - 220.00	220.00 - 220.00
Raw (White)	220.00 - 220.00	220.00 - 220.00	210.00 - 220.00	220.00 - 220.00	220.00 - 230.00	230.00 - 230.00	225.00 - 230.00	230.00 - 230.00	225.00 - 230.00
Imported									
Samba	260.00 - 260.00	-	260.00 - 260.00	260.00 - 260.00	260.00 - 270.00	-	260.00 - 260.00	270.00 - 270.00	270.00 - 280.00
Nadu	-	-	-	-	-	-	-	-	-
Raw (Red)	-	-	-	-	-	-	-	-	-
Raw (White)	-	-	-	-	-	-	-	-	-
<u>Dried Chillies</u>									
Imported	1100.00 - 1200.00	1300.00 - 1300.00	1100.00 - 1300.00	1400.00 - 1400.00	1300.00 - 1400.00	1300.00 - 1300.00	1200.00 - 1300.00	1200.00 - 1250.00	1200.00 - 1300.00
<u>Red Onion</u>									
Sinnan	-	-	-	-	-	-	-	-	-
Vedalan	-	-	-	-	-	-	-	-	-
Imported	400.00 - 420.00	460.00 - 480.00	400.00 - 480.00	480.00 - 520.00	460.00 - 520.00	400.00 - 480.00	400.00 - 450.00	400.00 - 450.00	480.00 - 520.00
<u>Big Onion</u>									
Imported	220.00 - 230.00	220.00 - 240.00	220.00 - 240.00	220.00 - 240.00	240.00 - 260.00	240.00 - 260.00	220.00 - 240.00	220.00 - 240.00	240.00 - 260.00
Local	-	-	-	-	-	-	-	-	-
<u>Potato</u>									
Welimada	-	-	-	-	-	-	-	-	-
N'Eliya	380.00 - 400.00	400.00 - 400.00	380.00 - 400.00	460.00 - 460.00	400.00 - 420.00	380.00 - 400.00	380.00 - 400.00	-	400.00 - 400.00
Imported	200.00 - 200.00	240.00 - 240.00	200.00 - 220.00	220.00 - 240.00	220.00 - 240.00	220.00 - 240.00	200.00 - 220.00	200.00 - 220.00	200.00 - 240.00
<u>Pulses</u>									
Green Gram	900.00 - 950.00	900.00 - 900.00	1000.00 - 1040.00	1000.00 - 1100.00	1000.00 - 1100.00	1000.00 - 1000.00	960.00 - 980.00	980.00 - 1000.00	1000.00 - 1100.00
Cowpea (White)	900.00 - 950.00	1200.00 - 1200.00	1000.00 - 1100.00	1200.00 - 1200.00	1000.00 - 1200.00	980.00 - 980.00	900.00 - 1000.00	1000.00 - 1000.00	1200.00 - 1200.00
Cowpea (Red)	900.00 - 950.00	1100.00 - 1100.00	1000.00 - 1100.00	1100.00 - 1200.00	1200.00 - 1200.00	980.00 - 980.00	900.00 - 1000.00	1000.00 - 1000.00	1100.00 - 1200.00
Red Dhal	270.00 - 280.00	280.00 - 300.00	300.00 - 320.00	320.00 - 340.00	320.00 - 340.00	280.00 - 280.00	270.00 - 270.00	300.00 - 320.00	300.00 - 320.00

Annex 02 - Colombo Markets: Retail Prices of Vegetables (Rs/kg) and Coconut (Rs/nut)

Week 22: 29 May - 04 June 2026

28

CROP	PELIYAGODA	MAHARAGAMA	KIRULAPONE	NUGEGODA	NARAHENPITA	DEMATAGODA	THOTALANGA	KADAWATHA	KIRIBATHGODA
<i>Vegetable</i>									
Beans	450.00 - 480.00	700.00 - 750.00	480.00 - 640.00	800.00 - 800.00	600.00 - 700.00	650.00 - 650.00	550.00 - 560.00	600.00 - 640.00	600.00 - 640.00
Carrot	400.00 - 450.00	480.00 - 520.00	480.00 - 480.00	480.00 - 600.00	550.00 - 600.00	560.00 - 560.00	300.00 - 320.00	320.00 - 340.00	360.00 - 400.00
Leeks	400.00 - 420.00	700.00 - 700.00	480.00 - 520.00	700.00 - 700.00	560.00 - 600.00	560.00 - 560.00	400.00 - 450.00	600.00 - 700.00	560.00 - 600.00
Beetroot	400.00 - 450.00	600.00 - 650.00	480.00 - 600.00	600.00 - 650.00	560.00 - 600.00	600.00 - 600.00	350.00 - 400.00	400.00 - 480.00	520.00 - 550.00
Knolkhol	350.00 - 400.00	600.00 - 650.00	600.00 - 600.00	650.00 - 650.00	-	-	360.00 - 400.00	560.00 - 600.00	-
Raddish	300.00 - 350.00	450.00 - 500.00	350.00 - 400.00	500.00 - 500.00	340.00 - 360.00	360.00 - 360.00	280.00 - 300.00	500.00 - 500.00	230.00 - 400.00
Cabbage	200.00 - 300.00	350.00 - 380.00	240.00 - 240.00	400.00 - 400.00	320.00 - 340.00	320.00 - 320.00	160.00 - 180.00	360.00 - 400.00	300.00 - 400.00
Tomato	400.00 - 450.00	750.00 - 780.00	620.00 - 700.00	800.00 - 800.00	560.00 - 600.00	600.00 - 600.00	480.00 - 540.00	700.00 - 800.00	600.00 - 650.00
Ladies Fingers	240.00 - 280.00	500.00 - 560.00	320.00 - 320.00	560.00 - 560.00	360.00 - 400.00	450.00 - 450.00	350.00 - 360.00	540.00 - 560.00	360.00 - 400.00
Brinjal	500.00 - 600.00	580.00 - 620.00	600.00 - 600.00	680.00 - 680.00	600.00 - 680.00	650.00 - 650.00	500.00 - 560.00	560.00 - 600.00	560.00 - 600.00
Capsicum	450.00 - 600.00	700.00 - 760.00	600.00 - 800.00	800.00 - 800.00	800.00 - 900.00	900.00 - 900.00	550.00 - 560.00	700.00 - 800.00	700.00 - 800.00
Pumpkin	140.00 - 160.00	280.00 - 300.00	200.00 - 240.00	320.00 - 320.00	200.00 - 220.00	240.00 - 240.00	140.00 - 150.00	320.00 - 320.00	240.00 - 260.00
Cucumber	180.00 - 220.00	260.00 - 280.00	320.00 - 320.00	320.00 - 320.00	300.00 - 320.00	200.00 - 200.00	200.00 - 220.00	300.00 - 320.00	320.00 - 320.00
Bitter Gourd	600.00 - 700.00	800.00 - 850.00	720.00 - 800.00	850.00 - 900.00	600.00 - 600.00	600.00 - 600.00	650.00 - 700.00	700.00 - 800.00	600.00 - 600.00
Snake Gourd	320.00 - 360.00	500.00 - 530.00	600.00 - 600.00	600.00 - 600.00	550.00 - 560.00	560.00 - 560.00	420.00 - 460.00	560.00 - 600.00	400.00 - 400.00
Drumstick	-	900.00 - 1000.00	720.00 - 720.00	1200.00 - 1200.00	-	-	-	-	-
Luffa	480.00 - 500.00	500.00 - 550.00	600.00 - 600.00	600.00 - 600.00	600.00 - 700.00	700.00 - 700.00	400.00 - 450.00	600.00 - 600.00	450.00 - 560.00
Long Beans	300.00 - 350.00	480.00 - 500.00	400.00 - 400.00	500.00 - 500.00	360.00 - 400.00	500.00 - 500.00	350.00 - 360.00	400.00 - 400.00	320.00 - 400.00
Ash Plantain	160.00 - 180.00	350.00 - 360.00	200.00 - 240.00	360.00 - 360.00	260.00 - 280.00	360.00 - 360.00	160.00 - 180.00	220.00 - 240.00	220.00 - 240.00
Green Chillies	550.00 - 600.00	900.00 - 950.00	700.00 - 800.00	1000.00 - 1000.00	800.00 - 900.00	600.00 - 600.00	550.00 - 560.00	800.00 - 800.00	700.00 - 800.00
Lime	550.00 - 600.00	850.00 - 900.00	700.00 - 800.00	1000.00 - 1000.00	700.00 - 800.00	600.00 - 600.00	550.00 - 560.00	700.00 - 800.00	800.00 - 900.00
<i>Root Crops</i>									
Sweet Potato	260.00 - 300.00	360.00 - 380.00	280.00 - 360.00	360.00 - 360.00	360.00 - 360.00	240.00 - 240.00	200.00 - 220.00	280.00 - 320.00	320.00 - 340.00
Manioc	200.00 - 220.00	240.00 - 240.00	200.00 - 240.00	-	200.00 - 220.00	220.00 - 220.00	160.00 - 180.00	240.00 - 240.00	200.00 - 240.00
<i>Leafy Vegetable</i>									
Mukunuwenna	280.00 - 300.00	300.00 - 300.00	240.00 - 240.00	300.00 - 300.00	280.00 - 300.00	300.00 - 300.00	260.00 - 300.00	280.00 - 280.00	300.00 - 300.00
Kankun	280.00 - 300.00	300.00 - 300.00	240.00 - 240.00	300.00 - 300.00	280.00 - 300.00	300.00 - 300.00	280.00 - 300.00	280.00 - 280.00	280.00 - 300.00
Gotukola	450.00 - 450.00	400.00 - 450.00	300.00 - 300.00	300.00 - 450.00	320.00 - 320.00	-	-	300.00 - 300.00	300.00 - 300.00
<i>Coconut</i>									
Large	160.00 - 180.00	170.00 - 190.00	180.00 - 180.00	170.00 - 190.00	180.00 - 190.00	170.00 - 180.00	160.00 - 180.00	180.00 - 190.00	180.00 - 190.00
Small	140.00 - 150.00	150.00 - 150.00	140.00 - 150.00	150.00 - 150.00	140.00 - 150.00	140.00 - 150.00	140.00 - 150.00	140.00 - 150.00	150.00 - 150.00

Annex 03 - Colombo Markets: Retail Prices of Fruits (Rs/kg,king Coconut Rs/nut)

Week 22: 29 May - 04 June 2026

29

CROP	PELIYAGODA	MAHARAGAMA	KIRULAPONE	NUGEGODA	NARAHENPITA	DEMATAGODA	THOTALANGA	KADAWATHA	KIRIBATHGODA
<i>Plantain</i>									
Ambul	150.00 - 220.00	-	200.00 - 200.00	200.00 - 200.00	200.00 - 200.00	150.00 - 160.00	150.00 - 150.00	180.00 - 200.00	150.00 - 200.00
Kolikuttu	300.00 - 320.00	-	380.00 - 400.00	350.00 - 350.00	350.00 - 350.00	380.00 - 400.00	300.00 - 300.00	280.00 - 300.00	280.00 - 300.00
Seeni	150.00 - 180.00	-	220.00 - 230.00	200.00 - 200.00	200.00 - 200.00	160.00 - 200.00	190.00 - 190.00	170.00 - 200.00	180.00 - 200.00
Anamalu	250.00 - 280.00	-	360.00 - 380.00	350.00 - 350.00	350.00 - 350.00	250.00 - 250.00	-	250.00 - 280.00	280.00 - 290.00
Ambun	250.00 - 280.00	-	360.00 - 380.00	350.00 - 350.00	350.00 - 350.00	250.00 - 250.00	-	250.00 - 280.00	280.00 - 290.00
<i>Pineapple</i>									
Large	280.00 - 350.00	-	400.00 - 450.00	300.00 - 400.00	280.00 - 300.00	300.00 - 350.00	280.00 - 280.00	280.00 - 300.00	300.00 - 300.00
Medium	-	-	-	-	-	-	-	-	-
Small	-	-	-	-	-	-	-	-	-
<i>Mango</i>									
Betti	400.00 - 450.00	-	-	-	400.00 - 400.00	-	-	-	300.00 - 300.00
Karthakolomban	650.00 - 700.00	-	650.00 - 700.00	800.00 - 800.00	500.00 - 550.00	500.00 - 550.00	600.00 - 600.00	500.00 - 600.00	500.00 - 600.00
Vilad	550.00 - 600.00	-	-	-	-	-	-	-	-
Kohu	-	-	-	-	-	-	-	-	-
<i>Other Fruits</i>									
Wood Apple	400.00 - 450.00	-	-	800.00 - 800.00	600.00 - 700.00	500.00 - 500.00	600.00 - 600.00	550.00 - 600.00	500.00 - 600.00
Orange	400.00 - 500.00	-	580.00 - 600.00	600.00 - 600.00	450.00 - 450.00	350.00 - 350.00	-	400.00 - 400.00	350.00 - 400.00
Avocado	750.00 - 900.00	-	-	800.00 - 900.00	800.00 - 900.00	600.00 - 800.00	600.00 - 600.00	750.00 - 800.00	700.00 - 800.00
Slime Apple	400.00 - 500.00	-	-	600.00 - 800.00	550.00 - 600.00	550.00 - 600.00	500.00 - 500.00	450.00 - 500.00	500.00 - 500.00
Grapes	2200.00 - 2600.00	-	2900.00 - 3000.00	3000.00 - 3000.00	2800.00 - 2800.00	2800.00 - 3000.00	2200.00 - 2200.00	2500.00 - 2600.00	2500.00 - 2600.00
Papaw	250.00 - 280.00	-	300.00 - 300.00	250.00 - 280.00	200.00 - 230.00	240.00 - 280.00	180.00 - 180.00	180.00 - 200.00	180.00 - 200.00
Passion	800.00 - 900.00	-	-	1000.00 - 1100.00	900.00 - 1000.00	1100.00 - 1100.00	700.00 - 700.00	700.00 - 800.00	800.00 - 900.00
King Coconut	180.00 - 220.00	-	220.00 - 220.00	220.00 - 220.00	180.00 - 220.00	200.00 - 200.00	250.00 - 250.00	220.00 - 250.00	220.00 - 250.00

Annex 04 - Colombo Markets: Retail Prices of Sea Fish and Dried Fish (Rs/kg)

Week 22: 29 May - 04 June 2026

30

CROP	PELIYAGODA	MAHARAGAMA	KIRULAPONE	NUGEGODA	NARAHENPITA	DEMATAGODA	THOTALANGA	KADAWATHA	KIRIBATHGODA
<i>Sea Fish</i>									
Salaya	-	1000.00 - 1000.00	1000.00 - 1200.00	1000.00 - 1000.00	-	-	1000.00 - 1000.00	1000.00 - 1100.00	1000.00 - 1000.00
Hurulla	-	-	-	-	-	-	1400.00 - 1400.00	1300.00 - 1300.00	1400.00 - 1400.00
Balaya	-	-	-	-	-	-	-	-	1500.00 - 1500.00
Kelawalla	-	2800.00 - 2800.00	3000.00 - 3000.00	3200.00 - 3200.00	-	-	2800.00 - 2800.00	2800.00 - 2800.00	-
Thora	-	4000.00 - 4000.00	4000.00 - 4400.00	4400.00 - 4400.00	-	-	3600.00 - 3600.00	-	-
Paraw	-	3200.00 - 3200.00	2400.00 - 2600.00	2800.00 - 2800.00	-	-	3000.00 - 3000.00	2600.00 - 2600.00	3000.00 - 3000.00
Mora	-	2000.00 - 2000.00	2000.00 - 2000.00	-	-	-	2000.00 - 2000.00	2000.00 - 2000.00	2000.00 - 2000.00
Shrimps Small	-	2600.00 - 2600.00	2600.00 - 2600.00	2400.00 - 2400.00	-	-	2600.00 - 2600.00	2000.00 - 2000.00	2600.00 - 2600.00
Talapath	-	3200.00 - 3200.00	3200.00 - 3200.00	3200.00 - 3200.00	-	-	3000.00 - 3000.00	3200.00 - 3200.00	3200.00 - 3200.00
<i>Eggs (Rs/egg)</i>									
Brown	41.00 - 41.00	41.00 - 42.00	41.00 - 41.00	41.00 - 41.00	41.00 - 41.00	41.00 - 41.00	42.00 - 42.00	41.00 - 41.00	41.00 - 41.00
White	38.00 - 39.00	39.00 - 40.00	40.00 - 40.00	40.00 - 40.00	38.00 - 38.00	38.00 - 38.00	41.00 - 41.00	40.00 - 40.00	38.00 - 40.00
<i>Dried Fish</i>									
Sprats	-	2200.00 - 2400.00	1800.00 - 1800.00	2400.00 - 2600.00	-	2200.00 - 2200.00	2400.00 - 2400.00	1800.00 - 1800.00	-
Kattawa	3000.00 - 3400.00	3200.00 - 3200.00	2800.00 - 3200.00	3200.00 - 3400.00	3200.00 - 3200.00	3200.00 - 3200.00	2600.00 - 2600.00	2600.00 - 2600.00	2600.00 - 2600.00
Thora	-	-	-	3500.00 - 3500.00	4200.00 - 4200.00	-	3200.00 - 3200.00	-	4000.00 - 4000.00
Mora	2800.00 - 3200.00	3000.00 - 3200.00	3200.00 - 3200.00	3500.00 - 3600.00	3200.00 - 3200.00	3200.00 - 3200.00	3000.00 - 3000.00	3200.00 - 3200.00	3200.00 - 3200.00
Balaya	1600.00 - 1800.00	2400.00 - 2400.00	2400.00 - 2400.00	2600.00 - 2600.00	1800.00 - 1800.00	1800.00 - 1800.00	2600.00 - 2600.00	2600.00 - 2600.00	-
Anguluwa	2700.00 - 2800.00	2800.00 - 3000.00	-	2800.00 - 3000.00	2800.00 - 2800.00	2800.00 - 2800.00	3000.00 - 3000.00	3000.00 - 3000.00	3200.00 - 3200.00
Salaya	1200.00 - 1300.00	-	1100.00 - 1200.00	-	1200.00 - 1200.00	1200.00 - 1200.00	1200.00 - 1200.00	1200.00 - 1200.00	1100.00 - 1100.00
<i>Meat</i>									
Beef (without Bones)	-	3300.00 - 3300.00	-	-	-	-	3200.00 - 3200.00	-	3200.00 - 3200.00
Chicken (Broiler)	-	1400.00 - 1400.00	1390.00 - 1390.00	1390.00 - 1390.00	-	-	1400.00 - 1400.00	1400.00 - 1400.00	1400.00 - 1400.00
Chicken (Curry)	-	-	-	1290.00 - 1290.00	-	-	1300.00 - 1300.00	1350.00 - 1350.00	-
Mutton	-	4400.00 - 4400.00	-	4400.00 - 4400.00	-	-	4400.00 - 4400.00	4500.00 - 4500.00	4300.00 - 4300.00
Pork	-	2700.00 - 2700.00	-	-	-	-	-	-	2800.00 - 2800.00

Annex 05 : Food Composition of Selected Food Commodities

Commodity	Energy (kcal/100g)	Protein (g/100g)	Total fat (g/100g)	Retinol Eq (µ g/100g)	Vit B2 (mg/100g)	Vit B6 (mg/100g)	Folate (µg/100g)	Vit C (mg/100g)	Calcium (mg/100g)	Magnesium (mg/100g)	Iron (mg/100g)	Zinc (mg/100g)
Rice												
Rice - (white Kekulu - normal)	361	9.88	1.52	-	0.03	0.09	10.67	-	6.94	26.29	1.22	1.5
Rice - (white Kekulu Samba)	355	8.81	1.53	-	0.03	0.09	8.11	-	9.82	30.48	0.92	1.7
Rice - (Red Kekulu - normal)	366	8.64	2.12	-	0.05	0.1	8.39	-	4.73	31.7	0.88	1.84
Rice -Samba	369	6.86	2.45	-	0.05	0.13	12.79	-	8.71	37.26	1.18	1.49
Rice - Nadu White	366	7.76	1.48	-	0.03	0.12	9.35	-	4.57	20.1	0.64	1.61
Dried chilies	233	12.68	6.41	437	0.84	0.42	46.83	NA	107	231	5.39	1.65
Onion												
Big onions	48	1.67	0.24	0.16	0.01	0.1	32.99	7.58	14.82	16.94	0.45	0.25
Red onions	55	2.13	0.15	0.18	0.02	0.13	30.15	14.26	20.37	19.32	0.31	0.28
Potatoes	71	1.67	0.25		0.01	0.09	14.31	20.5	9.83	23.84	0.46	0.29
Pulses												
Green gram	290	21.97	0.93	19.5	0.28	0.33	135	NA	98.96	146	4.15	2.86
White cowpea	320	21.25	1.14	1.36	0.09	0.26	249	NA	84.1	213	5.04	3.57
Red cowpea	320	20.24	1.08	0.96	0.11	0.27	273	NA	81.83	194	4.95	3.4
Red Dhal	319	23.09	0.77	1.06	1.6	0.22	55	NA	41.27	66.63	7.45	3.34
Vegetables												
Beans	46	3.95	0.15	6.64	0.1	0.3	45.2	7.02	35.68	45.56	0.7	0.59
Carrot	30	0.85	0.45	1240	0.03	0.1	24.71	5.93	27.65	11.7	0.59	0.25
Leeks	30	1.74	0.49	18.56	0.02	0.19	42.63	4.65	29.28	11.77	1.49	0.43
Beetroot	31	2.12	0.15	1.52	0.01	0.09	108	4.51	20.29	34.88	0.77	0.29
Knolkhol	16	1.69	0.34		0.05	0.19	12.7	77.64	40.09	19.35	0.23	0.18
Radish	29	0.75	0.11		0.02	0.09	18.09	12.13	35.64	13.56	0.38	0.16
Cabbage	21	1.35	0.14	3.35	0.05	0.14	52.66	29.62	56.85	18.47	0.33	0.16

Tomatoes	20	0.88	0.56	165	0.03	0.09	20.16	25.58	9.69	14.93	0.31	0.12
Ladies fingers	26	2.06	0.19	12.41	0.08	0.28	70.62	24.48	92.26	55.23	0.96	0.44
Brinjal (Pandora Striped)	29	1.49	0.31	23	0.12	0.09	30.99	1.49	18.95	18	0.32	0.19
Brinjal (Chinese eggplant)	24	1.28	0.33	16.83	0.12	0.11	32.94	3.37	14.4	21.18	0.28	0.16
Capsicum	23	1.22	0.34	38.96	0.03	0.29	28.65	49.63	12.65	11.21	0.21	0.31
Pumpkin (Common)	31	0.86	0.3	30.41	0.02	0.09	17.72	8.73	18.75	9.93	0.49	0.25
Cucumber	19	0.98	0.24	0.58	0.01	0.08	19.66	4.08	22.1	18.22	0.67	0.21
Bitter gourd	19	1.47	0.23	55.08	0.05	0.06	53.1	46.89	25.19	35.81	1.75	0.26
Snake gourd (Dark green)	11	0.82	0.25	10.41	0.03	0.12	18.09	3.54	26.83	25.84	0.41	0.11
Snake gourd (Pale green)	11	0.89	0.25	5.14	0.03	0.07	16.52	2.85	27.11	21.77	0.47	0.2
Drumstick	30	2.48	0.12	3.13	0.06	0.12	60.48	92.33	22.27	28.51	0.5	0.26
Watakolu	12	0.86	0.15	59.33	0.01	0.07	25.48	6.41	14.67	14.01	4.42	0.45
Long beans	24	3.36	0.3	-	0.06	0.11	99.98	8.93	44.22	33.17	1.01	0.08
Ash Plantain	76	2.84	0.56	0.06	0.02	0.07	6.82	4.49	5.19	22.55	0.39	0.21
Green chillies	39	2.28	0.76	38.16	0.08	0.25	21.29	98.61	20.25	36.91	1.25	0.29
Limes	26	0.66	0.26	0.36	0.01	0.05	12.1	38.05	26	15.25	0.12	0.05
Kekiri	17	1.01	0.25	0.76	0.01	0.07	17.34	8.07	25.72	26.2	0.63	0.22
Ash pumpkin (Ash guord)	18	0.8	0.15		0.01	0.15	14.17	9.14	19.27	23.62	0.48	0.13
Cho-Cho	19	0.58	0.12	0.3	0.04	0.07	63.81	23.76	20.55	13.02	0.49	0.12
Thalana batu (Little prince)	21	1.28	0.39	24.33	0.12	0.09	38.63	2.4	12.38	19.62	0.31	0.22
Thalana batu (Thai eggplant)	21	1.45	0.26	18.33	0.11	0.09	31.18	2.71	17.24	37.22	0.37	0.24
Thibbatu	61	1.66	1.96	15.89	0.03	1.02	72.39	10.8	105	57.46	1.06	0.59
Kohila yams	27	0.64	0.16	1.72	0.01	0.14	4.64	1.67	52.33	33.95	0.61	1.62
Kehel muwa	19	1.36	0.63	4.27	0.02	0.12	40.51	8.16	35.09	31.43	0.38	0.39
Ambaralla	37	0.73	0.44	3.36	0.01	0.1	44.49	35.51	20.7	9.28	0.7	0.12
Mango	50	0.75	0.09	14.5	0.02	0.14	34.89	91.63	28.56	17.74	0.5	0.09
Mushroom	27	2.54	0.42	-	0.15	0.13	7.81	11.56	0.9	14.42	1.32	0.79
Dambala	21	1.84	0.2	38.74	0.08	0.4	33.69	19.82	68.24	31.38	1.2	0.44
Coconuts nuts	390	3.67	39.92	-	0.05	0.11	14.86	-				

Root Crop												
Sweet potato	108	1.27	0.33	NA	0.04	0.09	14.44	22.2	28.93	21.05	0.51	0.14
Manioc	78	0.92	0.19	NA	0.07	0.2	0.1	1.95	25.31	19.08	19.78	23.73
Nelum ala/Lotus root	79	1.94	0.93	NA	0.05	0.19	26.49	26.63	37.71	26.58	3.34	0.35
Kiriala	87	3.96	0.15	1.19	0.03	0.16	20.17	2.71	30.79	41.52	0.6	0.42
Iniala	103	3.2	0.3	33.14	0.01	0.22	22.19	13.03	40.99	28.98	1.31	0.29
Leafy Vegetables												
Mukunuwanna	28	3.15	0.55	92.25	0.09	0.27	96.14	3.24	135	45.38	1.7	1.03
Gotukola	15	0.64	0.47	226	0.07	0.23	70.11	6.74	96.31	41.42	1.25	0.66
Kankun	15	0.47	0.37	1614	0.08	0.4	33.69	19.82	49.21	18.35	1.32	0.44
Kathurumurunga	70	8.01	1.35	2097	0.33	0.22	120	121	901	96.64	4.36	0.53
Nivithi	22	2.2	0.47	959	0.06	0.11	74.05	10.26	163	61.37	1.49	0.67
Thampala	32	3.55	0.72	1474	0.21	0.22	74.27	82	258	209	3.5	1.4
Sarana	20	2.42	0.21	1149	0.03	0.13	58.54	9.89	59.57	42.93	0.13	0.75
Kohila leaves	33	4.1	0.83	300	0.02	0.17	56.76	5.56	19.5	20.32	0.25	0.3
Onion leaves	27	2.01	0.26	NA	0.04	0.18	56.8	23.38	35.21	74.95	3.15	0.77
Cabbage leaves	30	3.63	0.27	8.66	0.05	0.24	63.46	40.76	170	18.47	2.67	0.35
Salad leaves	19	1.05	0.24	NA	0.1	0.06	37.48	11.64	58.23	36.89	2.07	0.27
Cauliflower	23	2.09	0.48	0.14	0.06	0.11	46.67	50.17	22.44	18.52	0.76	0.27
Jackfruit pods	25	2.14	0.34	NA	0.03	0.04	30.7	24.77	37.32	26.08	0.3	0.17
Jackfruit seeds	77	5.66	0.44	NA	0.02	0.08	58.91	15.24	40.87	50.14	0.52	0.42
Meat												
Chicken	176	23.14	9.24	6.88	0.07	0.49	10.09	-	15.06	20.18	0.75	0.64
Beef	160	23.3	7.45	2.15	0.08	0.32	1.93	-	4.8	28.54	2.41	3.31
Mutton	138	20.37	6.23	2.7	0.13	0.28	1.73	-	7.58	19.5	1.62	5.05
Pork	161	18.83	9.5	1.9	0.09	0.28	8.15	-	6.58	8.9	0.79	0.8
Fish												
Balaya	96	21.28	1.12	21.01	0.15	0.12	7.89		6.45	26.02	0.68	0.46
Seer	136	22.28	5.18	81.9	0.07	0.16	15.45		9.85	36.73	0.41	0.74

Shark	95	21.6	0.83	1.11	0.04	0.11	8.57	8.44	32.58	0.41	0.74
Paraw	87	20.02	0.7	1.49	0.02	0.16	6.77	8.17	31.68	0.67	0.41
Thalapath	91	16.04	2.88	12.03	0.1	0.13	78.22	7.64	24.89	0.71	0.67
Kelawalla	109	21.47	2.55	15.95	0.17	0.73	77.39	13.35	33.82	0.68	0.64
Haedaella	87	19.88	0.78	12.18	0.04	0.06	11.7	36.6	53	0.54	0.65
Hurulla	88	17.08	2.18	10.02	0.14	1.66	61.66	103	35.45	1.24	1.05
Karalla / Katuwalla	97	21.8	1.06	1.25	0.02	0.1	14.38	37.06	39.05	0.24	0.42
Kumbala / Angila	101	21.51	1.53	16.34	0.1	0.1	7.13	31.27	37.46	1.46	0.67
Salaya / Sudaya	100	19.5	2.39	15.41	0.18	1.39	60.87	435	42.83	1.4	2.3
Theppli / Telapiya /Korali	83	18.48	1.08	17.14	0.18	0.18	8.29	99.39	24.96	2.84	0.88
Prawns	65	14.85	0.56	1.24	0.03	0.1	15.37	37.81	30.5	0.73	1.1
Crabs	45	10	0.55	8.33	0.14	0.18	13.83	37.81	45.93	0.73	1.1
Cuttle fish	76	16.82	0.93	1.93	0.02	0.04	6.22	8.73	35.46	0.62	1.3
Linna	112	20.3	3.37	15.78	0.23	0.68	59.78				
Coppara	97	22.89	0.56	21.51	0.04	0.12	8.08	7.2	30.08	1.2	0.58
Ray (Maduwa)	97	23.98	0.68	7.55	0.02	0.21	25.59	9.16	24.61	0.74	0.44

Dried Fish

Dried sprats	259	51.16	5.92	12.83	0.25	0.62	438	1178	162	3.06	4.2
Dried keeramin	311	49.6	12.42	12.92	0.13	2.41	144	555	166	2.58	3.19
Dried thalapath	289	54.68	8.04	9.38	0.04	0.43	97.8	62.75	110	1.96	1.45
Dried katta	275	50.04	8.31	2.48	0.03	0.35	80.4	86.55	92.17	1.47	1.16
Dried balaya	282	63.79	3.37	14.32	0.12	1.98	213	83.48	83.45	3.6	1.44
Dried shark / keelan	267	55.03	5.25	10.31	0.04	0.32	187	42.24	92.94	1.48	0.66

Eggs

Hen eggs (Country)	170	13.14	13	208	0.08	0.18	54.6	50.14	11.04	1.64	1.12
Hen eggs (Table)	135	13.55	9.03	200	0.19	0.19	49.46	63.3	12	2.39	1.73
Quail eggs	153	12.39	11.46	153	0.11	0.17	54.86	60.67	11.21	2.55	1.51

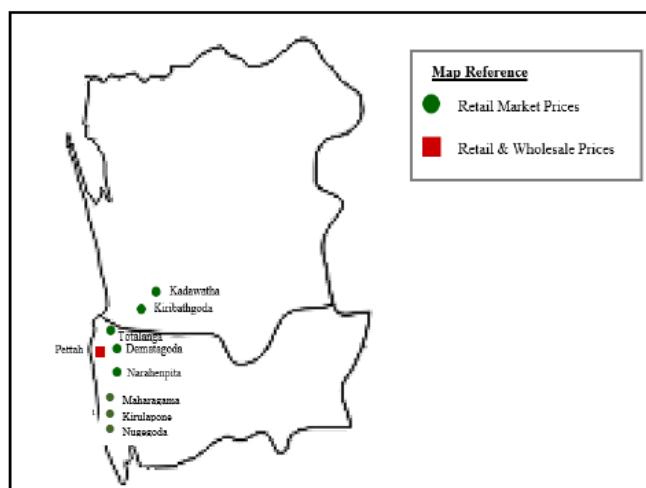
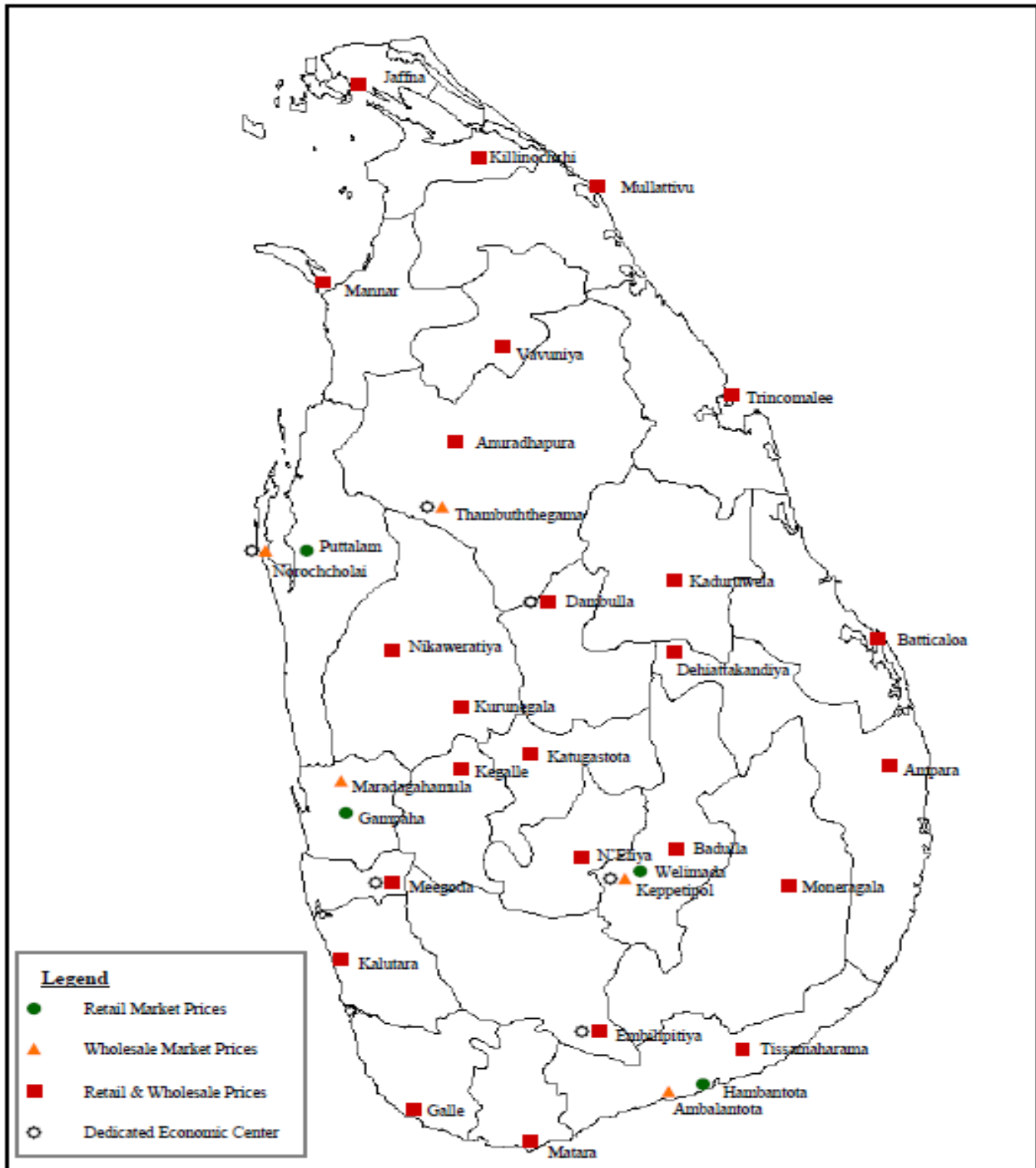
Fruits

Banana Embul	109	1.11	1.09	9.68	0.05	0.64	32.98	13.61	9.39	25.67	0.51	0.23
Anamaalu	102	1.04	0.72	16.4	0.04	0.65	21.07	3.66	8.06	27.02	0.51	0.23

Koli kuttu	107	1.38	0.34	8.8	0.03	0.47	18.12	7.71	8.56	38	0.32	0.14
Pineapple	37	0.41	0.17	5.76	0.04	0.12	17.86	39.36	10.37	10.71	0.3	0.09
Papaya	26	0.42	0.16	171	0.11	0.04	54.85	48.62	16.77	8.9	0.23	0.08
Mangoes (Karthakolomban)	79	0.8	0.92	259	0.01	0.1	35.52	17.74	3.12	6.72	0.1	0.08
Mangoes (Vilad)	44	0.76	0.58	146	0.05	0.26	67.6	29.97	16.93	14.79	0.65	0.19
Apple	62	0.29	0.64	0.36	0.02	0.08	3.43	2.9	3.12	6.72	0.1	0.08
Avacado	144	2.95	13.86	2	0.08	0.18	67.17	9.36	28.48	48.14	0.81	0.75
Wood apple	78	3.09	3.62	0.46	0.01	0.14	6.07	13.58	59.15	25.16	0.45	0.32
Orange	46	1.07	0.37	23.44	0.01	0.28	14.46	20.19	31.18	20.36	0.81	0.35
Guava	39	1.53	0.38	19.67	0.01	0.11	25.24	30.88	6.59	12.02	0.53	0.33
Grapes	49	0.95	10.69	3.22	0.04	0.1	7.07	20.51	7.27	6.86	0.28	0.07
Melon	19	0.65	0.16	130	0.02	0.11	6	8.24	4.05	9.76	0.15	0.1

Source: Sri Lanka Food Composition Tables, Ministry of Health - 2021.

Price Collecting Areas





HARTI



Ministry of Agriculture

**Food Systems and Market Research Division & Data Management Division
Hector Kobbekaduwa Agrarian Research and Training Institute**

No. 114, Wijerama Mawatha, Colombo 07.

Phone: 011-2696981 Fax: 011-2682283

E-mail: mfpaharti@yahoo.com

Web: www.harti.gov.lk

www.mobilink.lk

දෛනික චිළචිඵ තොග මිල, ජංගම දුරකථනයෙන්

හෙක්ටර් කොච්චෛකඩුව ගොවි කටයුතු පර්යේෂණ හා පුහුණුවිර්මේ ආයතනය අනුමුතයෙන්

මොබිටෙල් ජංගම මිල දර්ශනය

මොබිටෙල් ජංගම දුරකථන ජාලයෙන් ජංගම මිල දර්ශනය

6666 අමතන්න.

මොබිටෙල් අද මිල - අඟ ඒඟ

මොබිටෙල් ජංගම දුරකථන ජාලයෙන් ජංගම මිල දර්ශනය

විකාසයාට රු.2/-

විකාසයාට රු.2/-